

TECHNICAL OFFICIALS

Commissaires Panel appointed by the UCI and UEC Management Committee

Andreas GENSHEIMER (GER)	President
Peter JUDEZ (SLO)	Starter
Luc HERPELINCK (BEL)	Judge-Referee
Morgane GARNIER (FRA)	Judge-Referee

Assistant Commissaires appointed by the National Federation

Yves KLINCKAERT (UCI), Eric BOLLEN, Peter BOLLEN, Wim DE BLAERE, Guy DE VOS, Sven KAESEMANS, Kenny VERKINDEREN, Ludo SMEYERS, Sam STROOBANDT, Marc VAN DEN EYNDE, Pieter VAN SCHELVERGEM

UCI Technical Commissaires Christian MAGIERA (GER), Laurent GENETELLI (BEL)

UEC Race Secretary Lino NOSSA (POR), Elisa DABBENE (ITA)

UEC Representatives

UEC Management Board	Enrico DELLA CASA (ITA)	President
	Delmino PEREIRA (POR)	Vice President
	Henrik Jess JENSEN (DEN)	Vice President
	Katarina JAKUBOVA (SVK)	Member
	Dragomir KOUZOV (BUL)	Member

UEC General Secretary	Alasdair MACLENNAN (GBR)
UEC Events Coordinator	Tiziana LARDIERI (SUI)
UEC Technical Coordinator	Jos SMETS (BEL)
UEC Technical Collaborator	Vladimiro PETSAS (GRE)
UEC Chef de Piste	Fabio PEREGO (ITA)
UEC Press Officer	Stefano BERTOLOTTI (ITA)
UEC Photographer	Roberto BETTINI (ITA)
UEC Video Producer	Christian BOHM (ITA)

Official timekeeping Swiss Timing
TV graphics Swiss Timing

Derny pilot Eric SCHOEFS (BEL)

Official announcers Marc BOLLEN (BEL)
Niko DE MUYTER (BEL)

Medical team Michiel BOON (BEL) CMO
Jos VANDEVENNE (BEL) Race doctor

GENERAL INFORMATION – REMINDER OF DISPOSITIONS

Confirmations and modifications of starters

- **The confirmation of the riders** done on Tuesday, February 11th is final; nevertheless, Team Managers will have the opportunity to forward modifications to the Secretary of College of Commissaires (Mr Lino Nossa and Miss Elisa Dabbene) until the start of the first competition session on the day of each event **using the appropriate UEC form.**
- Any **Team Pursuit** modification must be provided to the secretary of the commissaires panel at least **30 minutes** before the relevant competition round start (article 3.2.079).
- Any **Team Sprint** modification must be provided to the secretary of the commissaires panel at least **30 minutes** before the relevant competition round start (article 3.2.149).
- Any rider replacement to a confirmed selection may only come from the list of already registered riders.
- Rider registered and confirmed for a specific race and not showing up at the start will be sanctioned by a fine as per art. 9.2.008. Illness can only be accepted as an “act of god” if the rider was declared unfit to race by the Race Doctor. The rider is declared unfit for a minimum of 48 hours (starting from the time of the specific race)

Official training, Open training and Warm-up Sessions

- The use of the derny and the starting blocks is not permitted during any of the sessions.
- Standing starts are only permitted during official training and warm-up sessions and under the following conditions :
 - on the home straight, with the assistance of someone waving a flag at the exit of the 4th bend
 - in the last 30' during official training sessions and in coordination with the other nations in the same session.
 - in the last 15' during the warm-up sessions prior to team sprint or kilometre events.
- Only riders competing on the same day will be allowed to use the track during the first warm-up session. For the second session the warm-up is reserved for riders competing in that session.
- Madison exchanges will only be allowed during the second warm-up session on Sunday.

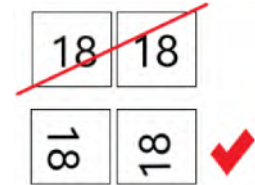
Competitions

- Riders are reminded that art. 3.2.003 must be respected. Riders are not permitted to wear tinted visors or glasses that would prevent them from being clearly identified while seated in the waiting area. Riders shall only put on their tinted visor or glasses when heading on to the track only. Any rider breaching this article shall be sanctioned as per article 3.10.008.
- Riders are reminded that they must wear their national team jerseys during the races as well as during award ceremonies and training.



Communiqué no. 2

- Riders participating in the awards ceremony must present themselves in due time, bare-headed and without headband or glasses, wearing proper footwear, until after they leave the official ceremony enclosure.
- Riders shall ensure that the body number is visible and legible at all times. The body number shall be well fixed and may not be folded or altered. When two numbers are required to be worn, these should be placed low down and on either side of the back. When a single number is required to be worn, this should be placed low down in the centre of the back. **Body numbers will be distributed at the Team Manager's meeting. Specific numbers for Madison** will be distributed the day of the event.
- During bunch events, Sprint, 200 m time trial and Keirin, numbers must be placed on the outer layer of clothing. For Kilometre, Individual Pursuit, Team Pursuit and Team Sprint, number pockets are permitted.
- The riders are obliged to use the body-numbers which will be supplied by the organization. Changes to these and clothes are not allowed. Riders must compete in their national jersey.
- Riders shall wear one (1) body number in the following events: Kilo TT, Individual Pursuit, Team Pursuit (each rider one number), Team Sprint (each rider one number).
Riders shall wear two (2) body numbers in all other races, Omnium included.
The riders competing in Madison will receive dedicated body numbers.
- LED devices for the Elimination races (Men and Women) shall be collected next to the timing podium one hour prior to the start of each race and returned to the same place at the end of each race.
- Transponders are mandatory for all events. The transponders will be distributed at the Team Managers' meeting. These should be returned to the timing provider once the rider has completed all their events.
- All bicycle measurement checking shall be carried out in the equipment check area before entering the track. Riders must come for bicycle-check in adequate time prior to their start. Checking will also be carried out 15 minutes prior to commencing each session of the competition. **Teams are responsible for verifying the legality of replacement equipment that may be used in any event.** Commissaires are entitled to double check positions after the race. Should the bicycle or position have been modified in contravention of the regulations, the rider may be disqualified.
- On board technology equipment that has the ability and purpose to collect or transmit data, information or images is authorized. Conditions of utilizations are defined in art. 1.3.024ter and include:
 - Does not affect the bicycle certification (modification) / Non-removable during the race / Information not visible to the rider.
- In mass start events, the riders shall enter the track from the home straight and leave the track from the back straight only. For the 200m time trial, the Team Sprint and the Team Pursuit, riders enter



Communiqué no. 2

the track on the side from which they start. In all events, all riders (including winners) must exit the track on the back straight.

Team Leaders and Coaches during competitions

- **Safety zone (art. 3.1.012)**

During all track events, except Team Pursuit and Individual Pursuit, all team staff shall remain on the infield (off the safety zone and the track).

During Team Pursuit and Individual Pursuit, one coach per team only is permitted on the safety zone. Specific team staff may be permitted to access the safety zone (i.e. the mechanic following a crash) at the Commissaires' discretion.

Irrespective of the above, article 3.6.072 applies.

- The access to the track must be kept clear at all times. **All track access ramps shall be kept free of any material and team personnel.**
- Access to the starter's platform is only for officials. All others are not permitted to use this podium. Access to the awards ceremony podium is forbidden except for official ceremonies.

Award Ceremonies

- Riders participating in the awards ceremony must present themselves in due time, bare-headed and without headband or glasses, wearing competition apparel and appropriate footwear, until after they leave the official ceremony enclosure.
- In the awards ceremony of team events, all participating riders of the teams (riders who have taken part in one of the rounds) are allowed on the podium as follows:
 - Team Pursuit max. 5
 - Team Sprint max. 4

General

- Anybody failing to respect the instructions of the race organisation or commissaires will be penalised by a fine of CHF 100-200 as per UCI Regulation 3.10.008 (7.1).
- The wearing of an approved rigid safety helmet, done up in a correct manner, is mandatory for riders at all times when riding on the track surface and safety zone.
- Riders may not wear headphones attached to devices such as radios, music players, telephone, etc., while riding on the track.
- Road bikes are not allowed on the track, including the safety zone.
- Bicycles or other equipment may not be left on the safety zone of the track.
- No drinks or food are allowed on the safety zone of the track.
- Riders are not allowed to sit on the track surface.
- In final sessions, in all events, all riders will have to exit the track on the back straight and go through the mixed zone.
- In the media mixed zone, all riders shall pass by foot. No bikes will be allowed in that zone.



UEC Official Suppliers

TECHNICAL INFORMATION – REMINDER OF DISPOSITIONS

Amendments to regulations as of 01.01.2025

- Please note that amendments to the UCI regulations have come into effect on 01.01.2025. The amendments are available on the UCI website (under Regulations).

Conduct of riders

- Riders shall refrain from any collusion, manoeuvre or movement likely to hinder the conduct or distort the result of the race. In the case of collusion between riders, the commissaires may disqualify the riders concerned. In addition, while riding on the track, riders shall at all times be in firm control of the bicycle and have at least one hand on the handlebar (or extension). (art. 3.2.002)
- If riders wearing the same team clothing ride in the same race, they shall bear some item to clearly distinguish between them. (art. 3.2.003)
- Riders may carry no object on them or on their bicycles that could drop onto the track. They may not bear or use on the track any music player or radio communication system. In addition, any electronic device with display (for instance speedometer or power meter) must be hidden so that it cannot be read by the riders. (art. 3.2.005)

Warnings – disqualification

- Any offence not specifically penalised and any dangerous or unsportsmanlike behaviour may be punished by a warning, indicated by a yellow flag, or by disqualification, indicated by a red flag, according to the gravity of the fault, notwithstanding the fine provided for in article 12.3.005. On each occasion the commissaires will indicate at the same time the race number of the faulting rider. The warning and disqualification are relative to one competition only.

If a rider is relegated in an event, that relegation may also carry with it a warning, depending on the gravity, intent and impact of the fault.

If a rider is issued a warning in an event, the warning will also be carried to the other events within the same competition. A rider receiving a second warning, within the same event is disqualified from the event and for the rest of the competition. A rider receiving 3 warnings in a competition, or being relegated for the third time, is disqualified for the rest of the competition.

A rider disqualified in an event for dangerous or unsportsmanlike behaviour is effectively disqualified for the entire competition. (art. 3.10.003, modified on 01.01.25)

Neutralisation

- Unless otherwise provided in a specific provision, in a bunch event, in the case of a bis recognised mishap of a rider, or both riders of a team in Madison, the rider, or team, shall be entitled to a neutralisation for the number of laps closest to 1250 metres (5 laps on a 250m-track), counted from the moment of the mishap until they resumed their position that they occupied before the mishap. Beyond the distance of 1250 metres, neutralised riders or teams begin to lose laps until they resumed their position that they occupied before the mishap.



UEC Official Suppliers

Communiqué no. 3

Neutralised riders or teams may not return to the track within the last kilometre. Should this last kilometre start during the allowed neutralisation period of a recognised mishap, and the riders not be able to return prior to the start of the last kilometre, these neutralised riders or teams shall appear in the final placings depending on the points and laps accumulated prior to the mishap.
(art. 3.2.020bis).

Restart in standing start events

- In each round of a standing start event, a team or a rider is only permitted two starts. A restart shall only be given in the result of a false start, or in the event of a recognised mishap as per article 3.2.021. A team or a rider which causes a further false start or suffer a further recognised mishap in the qualifying round shall be eliminated (DNF).
A team or a rider which causes a further false start or suffer a further recognised mishap in the first round shall be relegated.
A team or a rider which causes a further false start or suffer a further recognised mishap during the finals loses the final.
If a team or rider stops after suffering a mishap and the starter determines it is not a recognised mishap, the team or rider shall be disqualified from the qualifying round of the event, or be relegated in the following rounds. (art. 3.2.021ter)

Timed events

- For the start, all bikes shall be placed behind the pursuit line utilising the marks on the track. The starter is the sole judge to stop the race in the case of a false start. A restart will be given immediately.
- A restart will only be given in the case of a **false start** or a **recognised mishap** as per article 3.2.021ter.
 - o Riders must raise their hand to indicate a mishap and that the race should be stopped.

Bunch Events

- During the start, holders are allowed to push their riders, but are not allowed to run from their position while pushing in order to avoid crashes at the start.

Team Pursuit

- The event is organized in 3 phases as per UCI track regulations. (article 3.2.085)
In the qualifying round, teams shall ride against the clock and shall take to the track one at a time. (article 3.2.086)
- During the first round in case of one team catches another, the commissaires will show a red flag to the team being caught. From this moment the team is not allowed to do a relay on pain of disqualification. (art. 3.2.097)
- In the qualifying and the first round all teams need to cover the full distance to record a time, except if one team in the last two heats of the first round catches the other, the catching team is declared the winner and shall stop as soon as possible in order to allow the other team to finish the distance and thus to record a time. In this case, if one or both teams catch their opponents, the times from



Communiqué no. 3

the qualifying round shall be used to determine which of the two teams shall finish in the home straight.

During the finals, if one team is caught by the other, the race is over, and the catching team shall be declared the winner. (art 3.3.86)

- Teams caught may not ride in the slipstream of their opponents nor pass them. Teams which catch their opponent may not ride in their slipstream. (art 3.2.056)
- The team of a rider which has stopped following a recognised mishap shall restart at the end of the qualifying rounds, or at a suitable position not to disrupt the preparation of other teams as decided by the Commissaires' Panel.
- Dropped riders should leave the track promptly, when safe to do so.

Sprint & 200 meter Time Trial

- Riders shall wear both number panels during the qualifying 200 meters Time Trial.
- When pushing their rider at the start of the 200m, coaches must remain on the safety zone and not go further than the pursuit line while pushing. Failure to respect this directive will result in a fine for not following the commissaires instructions.

Elimination (as a stand alone Championship)

- The order of the riders shall be determined according to the UCI regulations, in respect to their current UCI Individual Track Classification. The order for non-ranked riders, will be done by drawing lots.
- The coaches holding their rider in the sprinters lane are allowed to push them during the start but from a standstill position but are not allowed to run from their position while pushing in order to avoid crashes at the start.
- If no decision can be made about which rider to eliminate, then no riders shall be eliminated until the next sprint. This shall be indicated by a green flag on the start line.
- An eliminated rider shall leave the track immediately, failing which he shall be penalised depending on the gravity of the situation (relegation with a warning, or disqualification).
- Coaches or Managers who instruct or encourage their rider to continue racing following the announcement of their elimination will be penalised by a fine of CHF 500 as per UCI Regulation 3.10.008-6.3. Subject to the same penalties, no team representative can approach or try to dispute any decision made by Commissaires during the course of the race.

Individual Pursuit

- Races shall be run over 4 km for Men Elite & Women Elite. (art.3.2.052)
- The Championships shall be conducted as follows: the two fastest riders in the qualifying round will contest the final for first and second place and the next two fastest riders will contest the final for third and fourth place.
- During the qualifying round, 2 riders will ride during each heat, one starting on the home straight pursuit line, one on the back straight pursuit line.
-



UEC Official Suppliers

Communiqué no. 3

- In the qualifying round all riders need to cover the full distance to record a time. Riders caught may not ride in the slipstream of their opponents nor pass them. Riders who catch their opponents may not ride in their slipstream. (art 3.2.056)
- Other than the riders qualifying for the finals, the remaining riders will be classified in accordance with the times recorded in the Qualifying Round.

Madison

- Riders shall wear special number panels which will be distributed the day of the race at the commissaire's area inside the track. Numbers will be available at the latest 30 minutes prior to the start of the program.
- No feeding is permitted during the race.
- All riders will start at the fence.

Kilometre Time Trial

- The race known as the «Kilometre» Time Trial is an individual time trial race with a standing start.
- This race is run over a distance of 1000 metres for men and women.
- The event will be run in two phases :
 - A qualifying round shall be organised in two-up heats to find the 8 best riders on the basis of their times.
 - In the finals, each participant shall take the track alone. (art. 3.2.106 & 3.2.106 bis)

Team Sprint

- The event is organized in 3 phases as per UCI track regulations. (article 3.2.145)
- The qualification heats will be run one team at a time on the track.

Keirin

- The motorized pacer will leave the track in the home straight with 3 laps to go after completing 3 laps with the riders behind him.
- At the start, riders shall take their positions determined by the draw, directly behind the pacer, for at least the first lap, failing which the race shall be stopped and riders that failed to comply shall be disqualified. (art. 3.2.139)

Omnium

- For all the races, riders shall be lined up in single file along the railing and in the sprinters lane in the order listed on the start list.
For the Scratch Race, this order shall be based on the latest UCI Individual Track Classification.
For the Points Race, Elimination, and Tempo Race, this order shall be based on the current intermediate Omnium classification. (art. 3.2.249 bis)



UEC Official Suppliers

List of Entered Nations / Liste des nations engagées

As of SUN 16 FEB 2025

NAT Code	Name	NAT Code	Name
AIN	Individual Neutral Athletes	LAT	Latvia
AUT	Austria	LTU	Lithuania
BEL	Belgium	NED	Netherlands
CZE	Czechia	NOR	Norway
DEN	Denmark	POL	Poland
ESP	Spain	POR	Portugal
FRA	France	ROU	Romania
GBR	Great Britain	SLO	Slovenia
GER	Germany	SRB	Serbia
GRE	Greece	SUI	Switzerland
HUN	Hungary	SVK	Slovakia
IRL	Ireland	SWE	Sweden
ISR	Israel	TUR	Türkiye
ITA	Italy	UKR	Ukraine

Entry List By Nation / Liste d'inscriptions par nation

As of TUE 11 FEB 2025

Race Number	NAT Name	Gender	Event	UCI Rider ID
AIN - Individual Neutral Athletes				
153	KALACHNIK Nikita	Male	Sprint, Keirin	10036078728
152	KIRILTSEV Nikita	Male	Sprint, Keirin	10082333782
150	SAVEKIN Ilya	Male	Omnium, Points Race, Scratch Race, Elimination Race	10090936672
151	SKORNIKOV Grigori	Male	Omnium, Points Race, Scratch Race, Elimination Race	10065490441
110	AVERINA Maria	Female	Omnium, Points Race, Scratch Race, Elimination Race	10007498585
107	BIRUK Karalina	Female	Omnium, Scratch Race, Individual Pursuit, Elimination Race	10010177809
111	BURLAKOVA Yana	Female	Sprint, Keirin, Time Trial	10034919778
112	LYSENKO Alina	Female	Sprint, Keirin, Time Trial	10090187550
108	TSERAKH Hanna	Female	Omnium, Points Race, Scratch Race	10010177910
109	VALGONEN Valeria	Female	Omnium, Points Race, Scratch Race, Elimination Race	10049916685
AUT - Austria				
1	KOKAS Raphael	Male	Omnium, Madison, Points Race, Scratch Race, Elimination Race	10035026882
2	SCHMIDBAUER Maximilian	Male	Madison, Points Race	10035022539
3	WAFLE Tim	Male	Omnium, Madison, Scratch Race, Elimination Race	10035022337
1	GSCHWENTNER Leila	Female	Omnium, Individual Pursuit	10083975106
BEL - Belgium				
4	BERNARD Thibaut	Male	Team Pursuit, Individual Pursuit	10070883136
5	CRABBE Tom	Male	Team Pursuit	10065103552
6	de BUYST Jasper	Male	Points Race, Elimination Race	10007357331
7	de SCHRIJVER Runar	Male	Team Sprint, Sprint, Keirin	10065054244
8	de VYLDER Lindsay	Male	Omnium, Madison	10009009866
9	DENS Tuur	Male	Scratch Race	10016387021
10	HESTERS Jules	Male	Omnium, Madison, Points Race, Scratch Race, Elimination Race	10010771226
11	MAGDELIJNS Wannas	Male	Team Sprint, Sprint, Keirin, Time Trial	10065046968
12	NULENS Lowie	Male	Team Sprint, Sprint, Keirin	10065132349
13	RAES Renzo	Male	Team Pursuit, Individual Pursuit	10065024740
14	van GUCHT Yoran	Male	Team Pursuit, Time Trial	10065049594
15	VANDENBRANDEN Noah	Male	Team Pursuit, Madison, Individual Pursuit	10064994125
16	VERHOEVEN Mathijs	Male	Team Sprint, Time Trial	10009632787
2	de CLERCQ Katrijn	Female	Team Pursuit, Omnium, Madison, Scratch Race	10064418993
3	HESTERS Helene	Female	Team Pursuit, Madison, Elimination Race	10107750917
4	JOORIS Febe	Female	Team Pursuit, Individual Pursuit	10065074553
5	VANHOVE Marith	Female	Team Pursuit, Madison, Time Trial, Elimination Race	10065016454
6	VIERSTRAETE Luca	Female	Team Pursuit, Points Race, Individual Pursuit	10073128078
7	WITTEVRONGEL Lani	Female	Omnium, Points Race, Scratch Race	10065064954

Entry List By Nation / Liste d'inscriptions par nation

As of TUE 11 FEB 2025

Race Number	NAT Name	Gender	Event	UCI Rider ID
CZE - Czechia				
25	ČECHMAN Martin	Male	Team Sprint, Sprint, Keirin	10010166590
18	HYTYCH Matěj	Male	Time Trial	10058654264
19	KADLEC Milan	Male	Elimination Race	10047431263
20	KOBLIŽEK Matyaš	Male	Madison, Points Race, Scratch Race	10047400547
21	KŘENEK Adam	Male	Omnium, Madison	10047309409
22	PETERKA David	Male	Team Sprint, Time Trial	10047406005
17	TAMME Matěj	Male	Team Sprint, Sprint, Keirin	10009903983
23	TOPINKA Dominik	Male	Team Sprint, Sprint, Keirin, Time Trial	10007535365
24	VONEŠ Jan	Male	Omnium, Madison, Points Race, Scratch Race, Elimination Race	10047303244
8	BARTOVA Gabriela	Female	Madison, Scratch Race, Elimination Race	10047282935
9	JABORNIKOVA Anna	Female	Team Sprint, Sprint, Keirin, Time Trial	10047309712
10	JABORNIKOVA Veronika	Female	Team Sprint, Sprint, Keirin, Time Trial	10047201594
11	MACHAČOVA Jarmila	Female	Points Race	10004738937
12	NĚMCOVA Barbora	Female	Omnium, Madison, Points Race, Elimination Race	10047309914
13	PETERKOVA Kateřina Sara	Female	Team Sprint, Sprint, Keirin	10047405904
14	ŠEVČIKOVA Petra	Female	Omnium, Madison, Scratch Race	10015336791
DEN - Denmark				
26	HANSEN Aagaard Tobias	Male	Team Pursuit, Omnium, Madison, Scratch Race	10051225478
27	HAUGSTED Conrad	Male	Points Race, Time Trial, Individual Pursuit, Elimination Race	10036120154
28	LARSEN Niklas	Male	Team Pursuit, Omnium, Madison	10009413529
29	LETH Norman Lasse	Male	Team Pursuit, Scratch Race, Individual Pursuit	10006883344
30	SKIVILD Juel Robin	Male	Team Pursuit, Madison, Individual Pursuit	10036116720
31	WULFF Noah	Male	Team Pursuit, Points Race, Time Trial, Elimination Race	10045795502
15	DIDERIKSEN Amalie	Female	Omnium, Madison, Scratch Race, Individual Pursuit	10009487085
16	HANSEN Margrethe Anna	Female	Madison, Points Race, Individual Pursuit, Elimination Race	10079382760
17	KLINGE Hjollund Ellen	Female	Omnium, Madison, Points Race, Scratch Race, Individual Pursuit, Elimination Race	10065893292

Entry List By Nation / Liste d'inscriptions par nation

As of TUE 11 FEB 2025

Race Number	NAT Name	Gender	Event	UCI Rider ID
ESP - Spain				
121	ANGUELA YAGUEZ Mario	Male	Elimination Race	10041176480
122	BENNASSAR ROSSELLO Joan Marti	Male	Team Pursuit, Individual Pursuit	10015329317
123	GARAIAR PIKABEA Benat	Male	Team Pursuit	10062935095
124	JIMENEZ ELIZONDO Ekain	Male	Team Sprint, Sprint, Keirin, Time Trial	10041041993
125	MARTORELL HAGA Erik	Male	Team Pursuit, Omnium, Madison, Points Race, Scratch Race, Individual Pursuit, Elimination Race	10040741596
126	MORENO SANCHEZ Jose	Male	Team Sprint, Sprint, Keirin, Time Trial	10007502427
127	NAVAS MARCHAL Alvaro	Male	Team Pursuit, Madison, Scratch Race	10041175672
128	ROCA SIQUIER Joan	Male	Team Pursuit, Omnium, Madison, Points Race	10100912720
129	SANCHEZ GARMENDIA Esteban	Male	Team Sprint, Sprint, Keirin, Time Trial	10043670996
86	ALBERT BOSCH Ainara	Female	Team Pursuit, Points Race	10042531551
87	ANGUELA YAGUEZ Eva	Female	Team Pursuit, Omnium, Madison, Scratch Race, Elimination Race	10041176379
88	CASAS ROIGE Helena	Female	Sprint, Keirin, Time Trial	10004616877
89	ESCALERA Maria Isabella Maria	Female	Team Pursuit, Madison, Individual Pursuit	10064556110
90	FERRERES NAVARRO Isabel	Female	Team Pursuit, Time Trial	10010180233
91	RODRIGUEZ CORDERO Laura	Female	Team Pursuit, Omnium, Madison, Points Race, Scratch Race, Elimination Race	10011184484
FRA - France				
32	BESNIER Erwan	Male	Omnium, Madison, Individual Pursuit	10071607000
33	CHARRET Camille	Male	Team Pursuit, Points Race, Individual Pursuit	10065748806
34	DERACHE Tom	Male	Team Sprint, Keirin	10026071156
35	GILLION Timmy	Male	Team Sprint	10073343195
36	HELAL Rayan	Male	Team Sprint, Sprint	10015683567
37	HOUCOU Emmanuel	Male	Team Pursuit, Scratch Race, Elimination Race	10072404420
38	LARRONDE Ellande	Male	Team Pursuit, Omnium, Madison	10122912320
39	MENANTEAU Lucas	Male	Team Pursuit, Scratch Race, Elimination Race	10067437818
40	OLIVIERO Etienne	Male	Time Trial	10070288406
41	PETIT Clement	Male	Team Pursuit, Madison, Points Race	10068352244
42	VIGIER Sebastien	Male	Team Sprint, Sprint, Keirin	10010678569
18	BERTEAU Victoire	Female	Team Pursuit, Omnium, Madison	10015338916
19	BORRAS Marion	Female	Team Pursuit, Omnium, Madison, Points Race, Scratch Race	10009989970
20	CABOT Eliina	Female	Team Pursuit, Madison, Individual Pursuit	10079960114
21	CHEREAU Clemence	Female	Team Pursuit, Elimination Race	10067657076
22	DROUODE Marie Louisa	Female	Sprint, Keirin	10076903705
23	DUPIN Melanie	Female	Team Pursuit, Points Race, Scratch Race, Individual Pursuit, Elimination Race	10067639191
24	KOUAME Taky Marie Divine	Female	Time Trial	10066161458

Entry List By Nation / Liste d'inscriptions par nation

As of TUE 11 FEB 2025

Race Number	NAT Name	Gender	Event	UCI Rider ID
GBR - Great Britain				
51	BRITTON Rhys	Male	Team Pursuit, Individual Pursuit	10015483810
52	CHARLTON Josh	Male	Team Pursuit, Individual Pursuit	10094658341
53	CRAIG Lyall	Male	Team Sprint, Sprint, Keirin, Time Trial	10098154785
54	GILL Michael	Male	Team Pursuit, Individual Pursuit	10061863651
55	HOBBS Alfred Bruce Noah	Male	Team Pursuit, Omnium, Madison, Scratch Race	10081552631
56	LEDINGHAM-HORN Harry	Male	Team Sprint, Sprint, Keirin	10092578295
57	NORRIS Hayden	Male	Team Sprint, Sprint, Keirin	10083501624
58	PERRETT William	Male	Madison, Points Race, Elimination Race	10013692037
59	RADFORD Charles Harry	Male	Team Sprint, Time Trial	10119693334
60	TIDBALL William	Male	Team Pursuit, Scratch Race	10023824190
61	WALLS Matthew	Male	Omnium, Madison, Points Race, Elimination Race	10010171038
36	BELL Lauren	Female	Team Sprint, Sprint, Keirin	10064452743
37	EDMUNDS Rhian	Female	Team Sprint, Sprint, Keirin	10096737777
38	EVANS Neah	Female	Team Pursuit, Madison, Scratch Race, Time Trial, Elimination Race	10010781532
39	LEECH Sophie Madelaine	Female	Team Pursuit, Omnium, Madison	10082684804
40	LEWIS Tegan Sophie	Female	Team Pursuit, Individual Pursuit	10086136283
41	LISTER Elizabeth Grace	Female	Team Pursuit, Omnium, Madison, Points Race, Individual Pursuit, Elimination Race	10094659351
42	MOIR Margaret Iona	Female	Team Sprint, Sprint, Keirin, Time Trial	10064562978
43	MORRIS Anna	Female	Team Pursuit, Points Race, Scratch Race, Individual Pursuit	10018660053
44	PARRIS-SMITH Rhianna	Female	Team Sprint	10089867854
GER - Germany				
43	ARENZ Leon	Male	Team Pursuit, Individual Pursuit	10062245385
44	DORNBACH Maximilian	Male	Team Sprint, Sprint, Keirin, Time Trial	10007779683
45	HACKMANN Henric	Male	Team Sprint, Sprint, Keirin, Time Trial	10036429847
46	KESSLER Bruno	Male	Team Pursuit, Madison, Scratch Race, Individual Pursuit	10048545753
47	KLUGE Roger	Male	Omnium, Madison, Points Race, Scratch Race, Elimination Race	10003301620
48	SCHROTER Nik	Male	Team Sprint	10010166792
49	SPIEGEL Luca	Male	Team Sprint, Sprint, Keirin, Time Trial	10060873645
50	TEUTENBERG Tim Torn	Male	Omnium, Madison, Points Race, Elimination Race	10050865568
25	BRAUSSE Franziska	Female	Team Pursuit, Time Trial	10010169220
26	BRAUTIGAM Messane	Female	Madison	10055083250
27	FRIEDRICH Lea Sophie	Female	Team Sprint, Sprint, Keirin	10015171184
28	GRABOSCH Pauline Sophie	Female	Team Sprint	10010169624
29	KLEIN Lisa	Female	Team Pursuit, Individual Pursuit	10008965814
30	KROGER Mieke	Female	Team Pursuit, Individual Pursuit	10007520110
31	PROPSTER Alessa-Catriona	Female	Team Sprint, Sprint, Keirin, Time Trial	10036279596
32	REISSNER Lena Charlotte	Female	Team Pursuit, Omnium, Madison, Points Race, Scratch Race, Individual Pursuit, Elimination Race	10036438537
33	SCHNEIDER Clara	Female	Team Sprint, Sprint, Keirin, Time Trial	10036382155
34	SUSSEMILCH Laura	Female	Team Pursuit	10009081204
35	TEUTENBERG Lea Lin	Female	Omnium, Madison, Points Race, Scratch Race, Elimination Race	10016000536

Entry List By Nation / Liste d'inscriptions par nation

As of TUE 11 FEB 2025

Race Number	NAT Name	Gender	Event	UCI Rider ID
GRE - Greece				
62	CHAROVAS Miltiadis	Male	Team Sprint, Sprint, Keirin	10113857873
63	KALOGEROPOULOS Ioannis	Male	Team Sprint, Sprint, Keirin	10009073524
64	LIVANOS Konstantinos	Male	Team Sprint, Sprint, Keirin	10081023272
HUN - Hungary				
65	DRIJVER Bertold	Male	Omnium, Points Race, Scratch Race	10097608555
66	LOVASSY Patrik Romeo	Male	Sprint, Keirin	10061956813
IRL - Ireland				
45	CREIGHTON Erin Grace	Female	Team Pursuit, Madison, Scratch Race, Time Trial, Elimination Race	10111403571
46	GILLESPIE Lara	Female	Omnium, Madison, Points Race, Elimination Race	10016636692
47	GRIFFIN Mia	Female	Team Pursuit, Omnium, Madison, Points Race, Scratch Race, Individual Pursuit	10062151116
48	JEFFERS Emma Susan	Female	Team Pursuit, Time Trial	10057717913
49	O BRIEN Aoife	Female	Team Pursuit, Time Trial, Individual Pursuit	10017492518
50	WONG Esther	Female	Team Pursuit	10132201280
ISR - Israel				
67	KEINAN Amit	Male	Omnium, Madison, Scratch Race, Elimination Race	10083701078
68	LOGINOV Vladyslav	Male	Madison, Points Race, Scratch Race, Elimination Race	10096427074
69	YAKOVLEV Mikhail	Male	Sprint, Keirin	10034964036
70	YOGEV Alon	Male	Omnium, Madison, Points Race	10015327600

Entry List By Nation / Liste d'inscriptions par nation

As of TUE 11 FEB 2025

Race Number	NAT Name	Gender	Event	UCI Rider ID
ITA - Italy				
71	BIANCHI Matteo	Male	Team Sprint, Time Trial	10028995102
72	BOSCARO Davide	Male	Team Pursuit, Time Trial	10030125049
73	FAVERO Renato	Male	Team Pursuit, Individual Pursuit	10030340267
74	GALLI Niccolo	Male	Team Pursuit, Individual Pursuit	10030382606
75	GRIMOD Etienne	Male	Team Pursuit, Individual Pursuit	10028734010
76	LAMON Francesco	Male	Team Pursuit	10008680672
77	MINUTA Stefano	Male	Team Sprint, Sprint, Keirin, Time Trial	10108741428
78	MORO Stefano	Male	Sprint, Keirin	10010715046
79	NAPOLITANO Daniele	Male	Team Sprint	10030732109
80	PREDOMO Mattia	Male	Team Sprint, Sprint, Keirin	10034048600
81	SIERRA Juan David	Male	Omnium, Madison, Points Race	10029256800
82	STELLA Davide	Male	Omnium, Madison, Scratch Race, Elimination Race	10031448693
83	VIVIANI Elia	Male	Madison, Points Race, Scratch Race, Elimination Race	10005502914
51	ALZINI Martina	Female	Team Pursuit, Madison, Points Race, Time Trial, Individual Pursuit, Elimination Race	10010713228
52	BAIMA Anita	Female	Elimination Race	10029198701
53	BERTOLINI Beatrice	Female	Team Sprint, Sprint, Keirin, Team Pursuit, Time Trial	10029173641
54	CENCI Matilde	Female	Team Sprint, Sprint	10081118656
55	CONSONNI Chiara	Female	Team Pursuit, Omnium, Madison, Points Race, Scratch Race	10015660026
56	FIDANZA Martina	Female	Team Pursuit, Omnium, Scratch Race, Time Trial	10015662349
57	GUAZZINI Vittoria	Female	Team Pursuit, Madison, Individual Pursuit	10015339118
58	TREVISAN Siria	Female	Team Sprint	10031024523
59	VECE Miriam	Female	Team Sprint, Sprint, Keirin	10010714137
LAT - Latvia				
84	KORNILOVS Vitalijs	Male	Omnium, Points Race, Scratch Race, Individual Pursuit, Elimination Race	10005436731
LTU - Lithuania				
85	KLIMAVIČIUS Nikolas	Male	Omnium, Points Race, Scratch Race, Elimination Race	10113537066
86	LENDEL Vasilijus	Male	Team Sprint, Sprint, Keirin	10009181234
87	VADAPALAS Eimantas	Male	Team Sprint, Sprint, Keirin, Time Trial	10100263830
88	VINSKAS Laurynas	Male	Team Sprint, Sprint, Keirin	10080223731
60	GEDRAITYTĖ Akvilė	Female	Omnium, Scratch Race, Elimination Race	10036577973
61	LENDEL Migle	Female	Sprint, Keirin	10133175627
62	VALIUKEVIČIŪTĖ Lauryna	Female	Sprint, Keirin, Points Race	10101640422

Entry List By Nation / Liste d'inscriptions par nation

As of TUE 11 FEB 2025

Race Number	NAT Name	Gender	Event	UCI Rider ID
NED - Netherlands				
89	DORENBOS Yanne	Male	Omnium, Madison, Points Race, Scratch Race	10022776792
90	HAVIK Yoeri	Male	Elimination Race	10006502014
91	HEIJNEN Philip	Male	Omnium, Madison, Points Race, Elimination Race	10022783058
92	HOPPEZAK Vincent	Male	Madison, Scratch Race	10015508866
93	KOOL Daan	Male	Team Sprint, Sprint, Keirin, Time Trial	10023427908
94	LAVREYSEN Harrie	Male	Team Sprint, Sprint, Keirin	10009535686
95	LENEMAN Loris	Male	Team Sprint	10117975626
96	van LOON Tijmen	Male	Team Sprint, Sprint, Keirin	10023438921
63	EICKHOF Juliet	Female	Individual Pursuit	10023307969
64	KALEE Kimberly	Female	Team Sprint, Sprint, Keirin, Time Trial	10064453955
65	van BELLE Lisa	Female	Team Sprint, Omnium, Madison, Points Race, Scratch Race, Individual Pursuit, Elimination Race	10023294128
66	van de WOUW Hetty	Female	Team Sprint, Sprint, Keirin, Time Trial	10010644015
67	van der DUIN Maïke	Female	Madison, Points Race, Elimination Race	10022697475
68	van der PEET Steffie	Female	Team Sprint, Sprint, Keirin	10014699726
69	VEENHOVEN Nienke	Female	Madison	10023315851
70	WIEBES Lorena	Female	Omnium, Scratch Race	10014173300
NOR - Norway				
97	FELDMANN Karsten Larsen	Male	Omnium, Scratch Race	10019929642
71	STENBERG Anita Yvonne	Female	Omnium, Points Race, Scratch Race, Elimination Race	10008956114

Entry List By Nation / Liste d'inscriptions par nation

As of TUE 11 FEB 2025

Race Number	NAT Name	Gender	Event	UCI Rider ID
POL - Poland				
98	BANASZEK Alan	Male	Team Pursuit, Omnium, Madison, Points Race, Elimination Race	10010994932
99	BEDNAREK Ełiasz	Male	Time Trial	10060842222
100	BURAWSKI Konrad	Male	Team Sprint, Sprint, Keirin	10059054287
101	MAJEWSKI Kacper	Male	Team Pursuit, Individual Pursuit	10053953808
102	MASLAK Piotr	Male	Team Pursuit	10058521191
103	PROKOPYSZYN Filip	Male	Omnium, Madison, Scratch Race	10048871917
104	PSZCZOLARSKI Wojciech	Male	Madison, Points Race	10006903552
105	ROCHNA Daniel	Male	Team Sprint	10015915559
106	RUDYK Bartosz	Male	Team Pursuit, Scratch Race, Individual Pursuit	10010184172
107	RUDYK Mateusz	Male	Team Sprint, Sprint, Keirin	10009079382
108	SARNECKI Rafal	Male	Team Sprint, Sprint, Keirin	10005953154
109	WOZNIAK Adam	Male	Team Pursuit, Individual Pursuit, Elimination Race	10054308866
72	KARWACKA Marlena	Female	Team Sprint, Sprint, Keirin	10010098589
73	KUMIEGA Karolina	Female	Team Pursuit	10051439282
74	LOS Urszula	Female	Team Sprint	10007793326
75	PETRI Paulina	Female	Team Sprint, Sprint, Keirin, Time Trial	10053771225
76	PLOSAJ Nikol	Female	Team Pursuit, Points Race	10009232966
77	RABAZYNSKA Eliza	Female	Team Pursuit, Scratch Race, Elimination Race	10058460163
78	SEREMAK Nikola	Female	Team Sprint, Sprint, Keirin	10016112084
79	SZCZESNA Martyna	Female	Team Pursuit, Madison, Points Race, Individual Pursuit	10084654409
80	TRACKA Maja	Female	Omnium, Madison, Scratch Race, Elimination Race	10058975879
81	WANKIEWICZ Olga	Female	Team Pursuit, Omnium, Madison	10059182209
POR - Portugal				
110	ALVES OLIVEIRA Ivo Manuel	Male	Omnium, Madison, Individual Pursuit	10009190328
111	ALVES OLIVEIRA Rui Filipe	Male	Omnium, Madison, Points Race, Scratch Race, Elimination Race	10009191136
112	LEITAO Iuri	Male	Points Race, Scratch Race, Time Trial, Elimination Race	10010800831
82	CAMPOS Daniela	Female	Omnium, Points Race, Scratch Race, Elimination Race	10044087793
83	MARTINS Maria	Female	Omnium, Points Race, Scratch Race, Elimination Race	10015577574
ROU - Romania				
113	CRISTA Daniel	Male	Omnium, Points Race, Scratch Race	10007390370
SLO - Slovenia				
117	ERŽEN Žak	Male	Omnium, Madison	10017621749
118	MURN Vid	Male	Madison, Points Race, Scratch Race, Elimination Race	10093948221
119	PETERLIN Nejc	Male	Omnium, Madison, Points Race, Scratch Race, Elimination Race	10017556172
120	ŽALAR Eduard	Male	Sprint, Keirin, Time Trial	10103764520
SRB - Serbia				
84	PAVLOVIĆ Marija	Female	Sprint, Keirin, Time Trial, Elimination Race	10049830904

Entry List By Nation / Liste d'inscriptions par nation

As of TUE 11 FEB 2025

Race Number	NAT Name	Gender	Event	UCI Rider ID
SUI - Switzerland				
133	BOGLI Noah	Male	Team Pursuit, Individual Pursuit	10075807504
132	BUHLMANN Luca	Male	Team Pursuit, Individual Pursuit, Elimination Race	10083475958
134	CONSTANT Matteo	Male	Omnium, Madison, Points Race, Elimination Race	10069918893
135	POOT Mats	Male	Team Pursuit, Scratch Race	10034802368
136	RUEGG Lukas	Male	Points Race	10009503455
137	TAPPEINER Pascal	Male	Team Pursuit, Madison	10034792668
138	VOGEL Alex	Male	Team Pursuit, Omnium, Madison, Scratch Race	10015327495
92	ANDRES Michelle	Female	Team Pursuit, Omnium, Madison, Points Race, Elimination Race	10009445154
93	BURI Fabienne	Female	Team Pursuit, Individual Pursuit	10015529478
94	LEU Lorena	Female	Madison, Scratch Race, Elimination Race	10034780039
95	LIECHTI Jasmin	Female	Team Pursuit, Omnium, Individual Pursuit	10117937230
96	LIEHNER Annika	Female	Team Pursuit	10046242207
97	SEITZ Aline	Female	Team Pursuit, Madison, Points Race, Scratch Race	10009548319
SVK - Slovakia				
114	CHREN Martin	Male	Omnium, Points Race, Scratch Race	10010948553
115	JURIK Martin	Male	Madison, Scratch Race, Elimination Race	10046074273
116	ROVDER Pavol	Male	Omnium, Madison, Points Race, Elimination Race	10046046890
85	BAČIKOVA Alžbeta	Female	Omnium, Points Race, Scratch Race, Elimination Race	10006065716
SWE - Sweden				
130	JOHANSSON Gustav	Male	Omnium, Points Race, Scratch Race, Elimination Race	10015848972
131	PORATH Hugo	Male	Omnium, Points Race, Scratch Race, Elimination Race	10022589664
TUR - Turkey				
139	TARAKCI Mustafa	Male	Omnium, Madison, Points Race, Scratch Race, Elimination Race	10127079983
140	YILMAZ Ramazan	Male	Omnium, Madison, Points Race, Scratch Race, Elimination Race	10112904243

12-16 February 2025

Communiqué no. 7

Entry List By Nation / Liste d'inscriptions par nation

As of TUE 11 FEB 2025

Race Number	NAT Name	Gender	Event	UCI Rider ID
UKR - Ukraine				
141	CHYZHYKOV Heorhii	Male	Team Pursuit, Omnium, Madison, Points Race, Individual Pursuit, Elimination Race	10094600040
142	DANYLCHUK Bohdan	Male	Team Sprint, Sprint, Keirin	10088729419
143	DENYSENKO Vladyslav	Male	Team Sprint, Sprint, Keirin, Time Trial	10088726789
144	GLADYSH Roman	Male	Team Pursuit, Scratch Race, Time Trial	10009166581
145	HRYNIV Vitaliy	Male	Scratch Race	10009033310
146	KOZORIZ Danylo	Male	Team Pursuit	10107601777
147	USHAKOV Matvey	Male	Team Pursuit, Madison, Elimination Race	10089928276
148	VARHARAKYN Valentyn	Male	Team Sprint, Time Trial	10130826510
149	YAKOVLEV Daniil	Male	Team Pursuit, Omnium, Madison, Points Race	10089472376
98	BILETSKA Alla	Female	Team Sprint, Sprint, Keirin, Time Trial	10075826193
99	KOLYZHUK Anna	Female	Team Pursuit, Madison, Elimination Race	10088798329
100	KOROTIEIEVA Arina	Female	Team Pursuit, Madison	10092328523
101	LOHVINIUK Oleksandra	Female	Team Sprint, Sprint, Keirin, Time Trial	10034884921
102	POLISHCHUK Viktoriia	Female	Team Sprint	10149662391
103	USHAKOVA Milana	Female	Team Pursuit, Omnium, Points Race, Individual Pursuit	10096685843
104	VELYCHKO Kateryna	Female	Omnium, Madison, Points Race, Scratch Race	10090769146
105	YAROSHENKO Viktoriia	Female	Team Pursuit, Individual Pursuit	10075346853
106	YASHCHENKO Tetiana	Female	Team Pursuit, Scratch Race, Elimination Race	10054051919

Competition Schedule DAY-1

DAY 1 - Wednesday, 12 February 2025			
9:30	VENUE OPENS		
12:00 - 13:15	Warm-up	Warm-Up session (Only for the races of the day)	
Session 1			
13:30	W - Team Sprint	Qualifications	0:24
	M - Team Sprint	Qualifications	0:42
	W - Team Pursuit	Qualifications	1:07
	M - Team Pursuit	Qualifications	0:55
16:38			3:08
16:45-18:15	<i>Open training</i>		
18:15-18:45	<i>Warm-Up session (Only for 2nd session races)</i>		
Session 2			
19:00	W - Team Sprint	1st round	0:14
	M - Team Sprint	1st round	0:14
	W - Scratch Race	Final 10 km / 40 laps	0:17
	M - Elimination	Final	0:17
	W - Scratch Race	Award ceremony	0:08
	M - Elimination	Award ceremony	0:08
	W - Team Sprint	Finals 3-4 & 1-2	0:07
	M - Team Sprint	Finals 3-4 & 1-2	0:07
	W - Team Sprint	Award ceremony	0:12
	M - Team Sprint	Award ceremony	0:12
20:56			1:56

Competition Schedule DAY-2

DAY 2 - Thursday, 13 February 2025			
9:30	VENUE OPENS		
12:00 - 13:15	Warm-up	Warm-Up session (Only for the races of the day)	
Session 1			
13:30	W - Sprint 200m t.t	Qualifications	0:30
	M - TT Kilo	Qualifying	0:33
	W - Sprint	1/16 Final	0:16
	W - Team Pursuit	1st round - 4 km	0:27
	M - Team Pursuit	1st round - 4 km	0:25
	W - Sprint	1/8 Final	0:26
16:07			2:37
<i>16:15-17:45</i>	<i>Open training</i>		
<i>17:45-18:15</i>	<i>Warm-Up session (Only for 2nd session races)</i>		
Session 2			
18:30	W - Sprint	1/4 Final (1st)	0:13
	M - Points race	Final 40 km / 160 laps	0:52
	W - Sprint	1/4 Final (2nd)	0:13
	M - Points race	Award ceremony	0:08
	W - Elimination	Final	0:17
	M - TT Kilo	Final	0:24
	W - Sprint	1/4 Final (3rd i.r.)	0:07
	W - Elimination	Award ceremony	0:08
	M - TT Kilo	Award ceremony	0:08
	W - Team Pursuit	Finals 3-4 & 1-2 / 4 km	0:14
	M - Team Pursuit	Finals 3-4 & 1-2 / 4 km	0:13
	W - Team Pursuit	Award ceremony	0:12
	M - Team Pursuit	Award ceremony	0:12
21:51			3:21

Competition Schedule DAY-3

DAY 3 - Friday, 14 February 2025			
9:30	VENUE OPENS		
11:30 - 12:45	Warm-up	Warm-Up session (Only for the races of the day)	
Session 1			
13:00	M - Sprint 200m t.t.	Qualifications	0:39
	W - Omnium I	Scratch Race - 10 km	0:17
	M - Sprint	1/16 Final	0:38
	M - Individual pursuit	Qualifications - 4 km	1:07
	M - Sprint	1/8 Final	0:26
	W - Omnium II	Tempo Race 10 km	0:17
16:24			3:24
16:45-17:45	<i>Open training</i>		
17:45-18:15	<i>Warm-Up session (Only for 2nd session races)</i>		
Session 2			
18:30	W - Sprint	1/2 Final (1st)	0:07
	M - Sprint	1/4 Final (1st)	0:13
	W - Omnium III	Elimination race	0:17
	W - Sprint	1/2 Final (2nd)	0:07
	M - Sprint	1/4 Final (2nd)	0:13
	M - Scratch Race	Final 10 km / 40 laps	0:16
	W - Sprint	1/2 Final (3rd i.r.)	0:03
	M - Sprint	1/4 Final (3rd i.r.)	0:03
	M - Individual pursuit	Finals 3-4 & 1-2 / 4 km	0:14
	W - Sprint	Finals 3-4 & 1-2 (1st)	0:07
	M - Scratch Race	Award ceremony	0:08
	M - Individual pursuit	Award ceremony	0:08
	W - Omnium IV	Points race 20 km	0:32
	W - Sprint	Finals 3-4 & 1-2 (2nd)	0:07
	W - Omnium	Award ceremony	0:08
	W - Sprint	Finals 3-4 & 1-2 (3rd i.r.)	0:03
	W - Sprint	Award ceremony	0:08
	21:24		

Competition Schedule DAY-4

DAY 4 - Saturday, 15 February 2025			
9:30	VENUE OPENS		
12:30 - 13:45	Warm-up	Warm-Up session (Only for the races of the day)	
Qualifications			
14:00	M - Omnium qualifications	Points Race - 15km	0:44
Session 1			
15:00	W - TT Kilo	Qualifying	0:35
	M - Omnium I	Scratch Race - 10 km	0:15
	W - Individual pursuit	Qualifying - 4 km	1:10
	M - Omnium II	Tempo Race 10 km	0:15
17:15			2:15
<i>17:15-17:45 Open training</i>			
<i>17:45-18:15 Warm-Up session (Only for 2nd session races)</i>			
Session 2			
18:30	M - Sprint	1/2 Final (1st)	0:07
	M - Omnium III	Elimination race	0:18
	M - Sprint	1/2 Final (2nd)	0:07
	W - TT Kilo	Final	0:25
	M - Sprint	1/2 Final (3rd i.r.)	0:04
	W - Individual pursuit	Finals 3-4 & 1-2 / 4 km	0:14
	W - TT Kilo	Award ceremony	0:08
	W - Individual pursuit	Award ceremony	0:08
	M - Omnium IV	Points race 25 km	0:32
	M - Sprint	Finals 3-4 & 1-2 (1st)	0:07
	M - Omnium	Award ceremony	0:08
	M - Sprint	Finals 3-4 & 1-2 (2nd)	0:07
	W- Points race	Final 25 km / 100 laps	0:37
	M - Sprint	Finals 3-4 & 1-2 (3rd i.r.)	0:04
	W - Points race	Award ceremony	0:08
	M - Sprint	Award ceremony	0:08
21:52			3:22

Competition Schedule DAY-5

DAY 5 - Sunday, 16 February 2025			
9:30	VENUE OPENS		
10:30 - 11:45	Warm-up	Warm-Up session (Only for the races of the day)	
Session 1			
12:00	W - Keirin	1st round	0:18
	M - Keirin	1st round	0:27
	Break		0:12
	W - Keirin	Repechages 1st round	0:18
	M - Keirin	Repechages 1st round	0:27
13:42			1:42
<i>13:45-14:15 Warm-Up session (Only for 2nd session races)</i>			
Session 2			
14:30	W - Keirin	1/2 Final	0:10
	M - Keirin	1/2 Final	0:10
	W - Madison	Final 30 km / 120 laps	0:39
	W - Keirin	Final places 7 to 12	0:05
	W - Keirin	Final places 1 to 6	0:05
	F - Madison	Award ceremony	0:10
	M - Keirin	Final places 7 to 12	0:05
	M - Keirin	Final places 1 to 6	0:05
	W - Keirin	Award ceremony	0:08
	M - Keirin	Award ceremony	0:08
	M - Madison	Final 50 km / 200 laps	1:00
	M - Madison	Award ceremony	0:10
17:25			2:55

DAY 1

Wednesday, 12 February

COMMISSAIRES' PANEL DECISIONS

MEN'S ELIMINATION RACE

No. 31 WULFF, Noah (DEN) UCI ID 10045795502

Warning for riding on the blue band.

Art. 3.10.008/5.2



UEC Official Suppliers

DAY 2

Wednesday, 13 February

COMMISSAIRES' PANEL DECISIONS

WOMEN'S ELIMINATION RACE

No. 38 EVANS Neah (GBR) UCI ID 10010781532

Has been relegated for entering the sprinter's lane when the opponent was already there.

Art. 3.10.8/5.1



UEC Official Suppliers

DAY 3

Friday, 14 February

COMMISSAIRES' PANEL DECISIONS

WOMEN'S OMNIUM

ELIMINATION RACE

No. 109 VALGONEN, Valeria (AIN) UCI ID 10049916685

Has been relegated for entering the sprinter's lane when the opponent was already there.

Art. 3.10.8/5.1

WOMEN'S OMNIUM

POINTS RACE

No. 70 WIEBES, Lorena (NED) 10014173300

Has been relegated for going down too quickly after overtaking their opponent during the sprint 6.

Art. 3.10.8/5.1, 5.3

No. 46 GILLESPIE, Lara (IRL) 10016636692

Has been relegated for causing the crash of their opponent during the final sprint.

Art. 3.10.8/5.4



UEC Official Suppliers

DAY 4

Saturday, 15 February

COMMISSAIRES' PANEL DECISIONS

Nothing to report.



UEC Official Suppliers

DAY 5

Sunday, 16 February

COMMISSAIRES' PANEL DECISIONS

MEN'S KEIRIN

FIRST ROUND REPECHAGES

No. 64 LIVANOS, Konstantinos (GRE) 10081023272
Warning for not holding their line during the final sprint.
Art. 3.10.8/5.1

No. 56 LEDINGHAM-HORN, Harry (GBR) UCI ID 10092578295
Relegation and fine (CHF 200) for causing the crash of their opponent.
Art. 3.10.8/5.4

MEN'S MADISON

FINAL

SWITZERLAND (CONSTANT, Matteo and TAPPEINER, Pascal)
Warning for dangerous riding during the race.
Art. 3.10.008/5.1



UEC Official Suppliers

Medallists by Events / Médaillé(e)s par épreuve

As of SUN 16 FEB 2025 at 17:33

After 22 of 22 Events

Event	Date	Medal	Name	NAT
Men's Team Sprint	WED 12 FEB	GOLD	GILLION Timmy HELAL Rayan VIGIER Sebastien	FRA
		SILVER	LAVREYSEN Harrie LENEMAN Loris van LOON Tijmen	NED
		BRONZE	LEDINGHAM-HORN Harry NORRIS Hayden RADFORD Charles Harry	GBR
Men's Sprint	SAT 15 FEB	GOLD	LAVREYSEN Harrie	NED
		SILVER	YAKOVLEV Mikhail	ISR
		BRONZE	HELAL Rayan	FRA
Men's Keirin	SUN 16 FEB	GOLD	LAVREYSEN Harrie	NED
		SILVER	DORNBACH Maximilian	GER
		BRONZE	DERACHE Tom	FRA
Men's Team Pursuit	THU 13 FEB	GOLD	HANSEN Aagaard Tobias LARSEN Niklas LETH Norman Lasse SKIVILD Juel Robin	DEN
		SILVER	BRITTON Rhys CHARLTON Josh GILL Michael HOBBS Alfred Bruce Noah TIDBALL William (R)	GBR
		BRONZE	BOGLI Noah POOT Mats TAPPEINER Pascal VOGEL Alex	SUI
Men's Omnium	SAT 15 FEB	GOLD	TEUTENBERG Tim Torn	GER
		SILVER	LARSEN Niklas	DEN
		BRONZE	HEIJNEN Philip	NED
Men's Madison	SUN 16 FEB	GOLD	DORENBOS Yanne HOPPEZAK Vincent	NED
		SILVER	KLUGE Roger TEUTENBERG Tim Torn	GER
		BRONZE	ALVES OLIVEIRA Ivo Manuel ALVES OLIVEIRA Rui Filipe	POR
Men's Points Race	THU 13 FEB	GOLD	LEITAO Iuri	POR
		SILVER	DORENBOS Yanne	NED
		BRONZE	de BUYST Jasper	BEL
Men's Scratch Race	FRI 14 FEB	GOLD	LEITAO Iuri	POR
		SILVER	HOPPEZAK Vincent	NED
		BRONZE	TIDBALL William	GBR

Medallists by Events / Médaillé(e)s par épreuve

As of SUN 16 FEB 2025 at 17:33

After 22 of 22 Events

Event	Date	Medal	Name	NAT
Men's 1Km Time Trial	THU 13 FEB	GOLD	BIANCHI Matteo	ITA
		SILVER	DORNBACH Maximilian	GER
		BRONZE	PETERKA David	CZE
Men's Individual Pursuit	FRI 14 FEB	GOLD	CHARLTON Josh	GBR
		SILVER	ALVES OLIVEIRA Ivo Manuel	POR
		BRONZE	GILL Michael	GBR
Men's Elimination Race	WED 12 FEB	GOLD	TEUTENBERG Tim Torn	GER
		SILVER	ALVES OLIVEIRA Rui Filipe	POR
		BRONZE	HESTERS Jules	BEL
Women's Team Sprint	WED 12 FEB	GOLD	KALEE Kimberly van de WOUW Hetty van der PEET Steffie	NED
		SILVER	BELL Lauren EDMUNDS Rhian PARRIS-SMITH Rhianna	GBR
		BRONZE	FRIEDRICH Lea Sophie GRABOSCH Pauline Sophie SCHNEIDER Clara	GER
Women's Sprint	FRI 14 FEB	GOLD	BURLAKOVA Yana	AIN
		SILVER	EDMUNDS Rhian	GBR
		BRONZE	LYSENKO Alina	AIN
Women's Keirin	SUN 16 FEB	GOLD	van der PEET Steffie	NED
		SILVER	EDMUNDS Rhian	GBR
		BRONZE	van de WOUW Hetty	NED
Women's Team Pursuit	THU 13 FEB	GOLD	ALZINI Martina CONSONNI Chiara FIDANZA Martina GUAZZINI Vittoria	ITA
		SILVER	BRAUSSE Franziska KLEIN Lisa KROGER Mieke SUSSEMILCH Laura	GER
		BRONZE	LEECH Sophie Madelaine LEWIS Tegan Sophie LISTER Elizabeth Grace MORRIS Anna EVANS Neah (R)	GBR
Women's Omnium	FRI 14 FEB	GOLD	WIEBES Lorena	NED
		SILVER	LEECH Sophie Madelaine	GBR
		BRONZE	DIDERIKSEN Amalie	DEN

Medallists by Events / Médaillé(e)s par épreuve

As of SUN 16 FEB 2025 at 17:33

After 22 of 22 Events

Event	Date	Medal	Name	NAT
Women's Madison	SUN 16 FEB	GOLD	van BELLE Lisa van der DUIN Maike	NED
		SILVER	CONSONNI Chiara GUAZZINI Vittoria	ITA
		BRONZE	BERTEAU Victoire BORRAS Marion	FRA
Women's Points Race	SAT 15 FEB	GOLD	STENBERG Anita Yvonne	NOR
		SILVER	BORRAS Marion	FRA
		BRONZE	van der DUIN Maike	NED
Women's Scratch Race	WED 12 FEB	GOLD	FIDANZA Martina	ITA
		SILVER	WIEBES Lorena	NED
		BRONZE	MARTINS Maria	POR
Women's 1Km Time Trial	SAT 15 FEB	GOLD	van de WOUW Hetty	NED
		SILVER	FIDANZA Martina	ITA
		BRONZE	SCHNEIDER Clara	GER
Women's Individual Pursuit	SAT 15 FEB	GOLD	MORRIS Anna	GBR
		SILVER	GUAZZINI Vittoria	ITA
		BRONZE	KROGER Mieke	GER
Women's Elimination Race	THU 13 FEB	GOLD	GILLESPIE Lara	IRL
		SILVER	HESTERS Helene	BEL
		BRONZE	van BELLE Lisa	NED

Note:

All riders who competed for a team in any phase are listed, the ones listed in the first group competed in the Final.

LEGEND

R Replaced

12-16 February 2025

Communiqué no. 20

Medal Standings / Tableau des médailles

As of SUN 16 FEB 2025 at 17:33

After 22 of 22 Events

Rank	NAT	Men				Women				Total				Rank by Total
		G	S	B	Tot.	G	S	B	Tot.	G	S	B	Tot.	
1	NED - Netherlands	3	3	1	7	5	1	3	9	8	4	4	16	1
2	ITA - Italy	1			1	2	3		5	3	3		6	=4
3	GBR - Great Britain	1	1	3	5	1	4	1	6	2	5	4	11	2
4	GER - Germany	2	3		5		1	3	4	2	4	3	9	3
5	POR - Portugal	2	2	1	5			1	1	2	2	2	6	=4
6	FRA - France	1		2	3		1	1	2	1	1	3	5	6
7	DEN - Denmark	1	1		2			1	1	1	1	1	3	=7
8	IRL - Ireland					1			1	1			1	=9
8	NOR - Norway					1			1	1			1	=9
10	BEL - Belgium			2	2		1		1		1	2	3	=7
11	ISR - Israel		1		1						1		1	=9
12	CZE - Czechia			1	1							1	1	=9
12	SUI - Switzerland			1	1							1	1	=9
	Total:	11	11	11	33	10	11	10	31	21	22	21	64	

Note:

Rank by Total is calculated by the total number of gold, silver and bronze medals.

LEGEND

= Equal sign indicates that two or more NATs share the same rank by total
B Bronze **G** Gold **S** Silver
Tot. Total

INDEX

Comm.	Event Name	Report Type
1	TECHNICAL OFFICIALS	General
2	GENERAL INFORMATION	General
3	TECHNICAL INFORMATION	General
4	DOPING CONTROLS	General
5	LIST OF ENTERED NATIONS	General
6	TRAINING AND WARM UP SESSIONS	General
7	ENTRY LIST - MEN	General
8	ENTRY LIST - WOMEN	General
9	COMPETITION SCHEDULE (DAY 1 - 12 FEBRUARY)	General
10	COMPETITION SCHEDULE (DAY 2 - 13 FEBRUARY)	General
11	COMPETITION SCHEDULE (DAY 3 - 14 FEBRUARY)	General
12	COMPETITION SCHEDULE (DAY 4 - 15 FEBRUARY)	General
13	COMPETITION SCHEDULE (DAY 5 - 16 FEBRUARY)	General
14	DECISIONS OF THE COMMISSAIRES PANEL – DAY 1	General
15	DECISIONS OF THE COMMISSAIRES PANEL – DAY 2	General
16	DECISIONS OF THE COMMISSAIRES PANEL – DAY 3	General
17	DECISIONS OF THE COMMISSAIRES PANEL – DAY 4	General
18	DECISIONS OF THE COMMISSAIRES PANEL – DAY 5	General
19	MEDALLISTS BY EVENT	General
20	MEDAL STANDINGS	General
21	Men's Team Sprint - Qualifying	Startlist
22	Men's Team Sprint - Qualifying	Classifications
23	Men's Team Sprint - First Round	Startlist
24	Men's Team Sprint - First Round	Classifications
25	Men's Team Sprint - Finals 3-4 & 1-2	Startlist
26	Men's Team Sprint - Final Classification	Classifications
27	Men's Team Pursuit - Qualifying	Startlist
28	Men's Team Pursuit - Qualifying	Classifications
29	Men's Team Pursuit - First Round	Startlist
30	Men's Team Pursuit - First Round	Classifications
31	Men's Team Pursuit - Finals 3-4 & 1-2	Startlist
32	Men's Team Pursuit - Final Classification	Classifications
33	Men's Elimination Race - Final	Startlist
34	Men's Elimination Race - Final	Classifications
35	Men's Kilometre Time Trial - Qualifying	Startlist
36	Men's Kilometre Time Trial - Qualifying	Classifications
37	Men's Kilometre Time Trial - Final	Startlist
38	Men's Kilometre Time Trial - Final Classification	Classifications
39	Men's Points Race - Final	Startlist
40	Men's Points Race - Final	Classifications
41	Men's Sprint - Qualifying	Startlist
42	Men's Sprint - Qualifying	Classifications
43	Men's Sprint - 1/16 Final	Startlist
44	Men's Sprint - 1/16 Final	Classifications
45	Men's Sprint - 1/8 Final	Startlist
46	Men's Sprint - 1/8 Final	Classifications
47	Men's Sprint - 1/4 Final	Startlist
48	Men's Sprint - 1/4 Final	Classifications
49	Men's Sprint - 1/2 Final	Startlist
50	Men's Sprint - 1/2 Final	Classifications
51	Men's Sprint - Finals 3-4 & 1-2	Startlist

52	Men's Sprint - Final Classification	Classifications
53	Men's Scratch Race - Final	Startlist
54	Men's Scratch Race - Final	Classifications
55	Men's Individual Pursuit - Qualifying	Startlist
56	Men's Individual Pursuit - Qualifying	Classifications
57	Men's Individual Pursuit - Finals 3-4 & 1-2	Startlist
58	Men's Individual Pursuit - Final Classification	Classifications
59	Men's Omnium I - Scratch Race	Startlist
60	Men's Omnium I - Scratch Race	Classifications
61	Men's Omnium - Standings after Race I	Classifications
62	Men's Omnium II- Tempo Race	Startlist
63	Men's Omnium II- Tempo Race	Classifications
64	Men's Omnium - Standings after Race II	Classifications
65	Men's Omnium III - Elimination Race	Startlist
66	Men's Omnium III - Elimination Race	Classifications
67	Men's Omnium - Standings after Race III	Classifications
68	Men's Omnium IV- Points Race	Startlist
69	Men's Omnium IV- Points Race	Classifications
70	Men's Omnium - Final Classification	Classifications
71	Men's Keirin - 1st Round	Startlist
72	Men's Keirin - 1st Round	Classifications
73	Men's Keirin - 1st Round repechages	Startlist
74	Men's Keirin - 1st Round repechages	Classifications
75	Men's Keirin - 1/2 Final	Startlist
76	Men's Keirin - 1/2 Final	Classifications
77	Men's Keirin - Finals 7-12 & 1-6	Startlist
78	Men's Keirin - Final Classification	Classifications
79	Men's Madison	Startlist
80	Men's Madison	Classifications
81	Women's Team Sprint - Qualifying	Startlist
82	Women's Team Sprint - Qualifying	Classifications
83	Women's Team Sprint - First Round	Startlist
84	Women's Team Sprint - First Round	Classifications
85	Women's Team Sprint - Finals 3-4 & 1-2	Startlist
86	Women's Team Sprint - Final Classification	Classifications
87	Women's Team Pursuit - Qualifying	Startlist
88	Women's Team Pursuit - Qualifying	Classifications
89	Women's Team Pursuit - First Round	Startlist
90	Women's Team Pursuit - First Round	Classifications
91	Women's Team Pursuit - Finals 3-4 & 1-2	Startlist
92	Women's Team Pursuit - Final Classification	Classifications
93	Women's Scratch Race - Final	Startlist
94	Women's Scratch Race - Final	Classifications
95	Women's Sprint - Qualifying	Startlist
96	Women's Sprint - Qualifying	Classifications
97	Women's Sprint - 1/16 Final	Startlist
98	Women's Sprint - 1/16 Final	Classifications
99	Women's Sprint - 1/8 Final	Startlist
100	Women's Sprint - 1/8 Final	Classifications
101	Women's Sprint - 1/4 Final	Startlist
102	Women's Sprint - 1/4 Final	Classifications
103	Women's Sprint - 1/2 Final	Startlist
104	Women's Sprint - 1/2 Final	Classifications
105	Women's Sprint - Finals 3-4 & 1-2	Startlist

106	Women's Sprint - Final Classification	Classifications
107	Women's Elimination Race - Final	Startlist
108	Women's Elimination Race - Final	Classifications
109	Women's Omnium I - Scratch Race	Startlist
110	Women's Omnium I - Scratch Race	Classifications
111	Women's Omnium - Standings after Race I	Classifications
112	Women's Omnium II- Tempo Race	Startlist
113	Women's Omnium II- Tempo Race	Classifications
114	Women's Omnium - Standings after Race II	Classifications
115	Women's Omnium III - Elimination Race	Startlist
116	Women's Omnium III - Elimination Race	Classifications
117	Women's Omnium - Standings after Race III	Classifications
118	Women's Omnium IV- Points Race	Startlist
119	Women's Omnium IV- Points Race	Classifications
120	Women's Omnium IV - Final Classification	Classifications
121	Women's Kilometre Time Trial - Qualifying	Startlist
122	Women's Kilometre Time Trial - Qualifying	Classifications
123	Women's Kilometre Time Trial - Final	Startlist
124	Women's Kilometre Time Trial - Final Classification	Classifications
125	Women's Individual Pursuit - Qualifying	Startlist
126	Women's Individual Pursuit - Qualifying	Classifications
127	Women's Individual Pursuit - Finals 3-4 & 1-2	Startlist
128	Women's Individual Pursuit - Final Classification	Classifications
129	Women's Points Race - Final	Startlist
130	Women's Points Race - Final	Classifications
131	Women's Keirin - 1st Round	Startlist
132	Women's Keirin - 1st Round	Classifications
133	Women's Keirin - 1st Round repechages	Startlist
134	Women's Keirin - 1st Round repechages	Classifications
135	Women's Keirin - 1/2 Final	Startlist
136	Women's Keirin - 1/2 Final	Classifications
137	Women's Keirin - Finals 7-12 & 1-6	Startlist
138	Women's Keirin - Final Classification	Classifications
139	Women's Madison	Startlist
140	Women's Madison	Classifications

12-16 February 2025

Communiqué no. 26

Men's Team Sprint / Vitesse par équipe hommes

Final Classification / Classement final

Wed 12 Feb 2025 - Race distance: 3 laps

World Record	40.949 NED - Netherlands	Saint-Quentin-en-Yvelines (FRA)	6 AUG 2024
---------------------	--------------------------	---------------------------------	------------

Rank	NAT / Name	Lap 1	Lap 2 Lap 1-2	Time Lap 2-3	Average Speed km/h
------	------------	-------	------------------	-----------------	--------------------------

For Gold

GOLD	1 FRA - France	17.270	29.669	42.609	63.367
	35 GILLION Timmy		12.399	12.940	
	36 HELAL Rayan				
	42 VIGIER Sebastien				

SILVER	2 NED - Netherlands	18.280	30.516	43.253	62.423
	94 LAVREYSEN Harrie		12.236	12.737	
	95 LENEMAN Loris				
	96 van LOON Tijmen				

For Bronze

BRONZE	3 GBR - Great Britain	17.509	30.307	43.152	62.570
	56 LEDINGHAM-HORN Harry		12.798	12.845	
	57 NORRIS Hayden				
	59 RADFORD Charles Harry				

	4 CZE - Czechia	17.522	30.065	44.049	61.295
	22 PETERKA David		12.543	13.984	
	17 TAMME Matěj				
	23 TOPINKA Dominik				

Placed after First Round

	5 GER - Germany				
	44 DORNBACH Maximilian				
	48 SCHROTER Nik				
	49 SPIEGEL Luca				

	6 POL - Poland				
	105 ROCHNA Daniel				
	107 RUDYK Mateusz				
	108 SARNECKI Rafal				
	100 BURAWSKI Konrad				(R)

	7 ITA - Italy				
	71 BIANCHI Matteo				
	77 MINUTA Stefano				
	80 PREDOMO Mattia				
	79 NAPOLITANO Daniele				(R)

	8 ESP - Spain				
	124 JIMENEZ ELIZONDO Ekain				
	126 MORENO SANCHEZ Jose				
	129 SANCHEZ GARMENDIA Esteban				

Did not qualify for First Round

	9 BEL - Belgium				
	7 de SCHRIJVER Runar				
	12 NULENS Lowie				
	16 VERHOEVEN Mathijs				

12-16 February 2025

Communiqué no. 26

Men's Team Sprint / Vitesse par équipe hommes

Final Classification / Classement final

Wed 12 Feb 2025 - Race distance: 3 laps

Rank	NAT / Name	Lap 1	Lap 2 Lap 1-2	Time Lap 2-3	Average Speed km/h
10	UKR - Ukraine				
	142 DANYLCHUK Bohdan				
	143 DENYSENKO Vladyslav				
	148 VARHARAKYN Valentyn				
11	LTU - Lithuania				
	86 LENDEL Vasilijus				
	87 VADAPALAS Eimantas				
	88 VINSKAS Laurynas				
12	GRE - Greece				
	62 CHAROVAS Miltiadis				
	63 KALOGEROPOULOS Ioannis				
	64 LIVANOS Konstantinos				

Note:

Riders are presented in their starting order.

LEGEND

R Replaced

www.uec.ch

Report Created WED 12 FEB 2025 20:35

Page 2/2



UEC Official Suppliers

12-16 February 2025

Men's Team Sprint / Vitesse par équipe hommes
Finals / Finales
Race Analysis / Analyse de la course

For Gold

FRA - France					NED - Netherlands				
Distance	Time	Rank	Lap Time	Lap	Distance	Time	Rank	Lap Time	
125m	10.521	1			125m	11.184	2		
250m	17.270	1	17.270	1	250m	18.280	2	18.280	
375m	23.473	1			375m	24.518	2		
500m	29.669	1	12.399	2	500m	30.516	2	12.236	
625m	35.982	1			625m	36.751	2		
750m	42.609	1	12.940	3	750m	43.253	2	12.737	

For Bronze

GBR - Great Britain					CZE - Czechia				
Distance	Time	Rank	Lap Time	Lap	Distance	Time	Rank	Lap Time	
125m	10.731	3			125m	10.790	4		
250m	17.509	3	17.509	1	250m	17.522	4	17.522	
375m	23.874	4			375m	23.760	3		
500m	30.307	4	12.798	2	500m	30.065	3	12.543	
625m	36.648	3			625m	37.217	4		
750m	43.152	3	12.845	3	750m	44.049	4	13.984	

12-16 February 2025

Communiqué no. 25

Men's Team Sprint / Vitesse par équipe hommes
Finals / Finales
Start List / Liste de départ

Wed 12 Feb 2025 - Race distance: 3 laps

World Record	40.949 NED - Netherlands	Saint-Quentin-en-Yvelines (FRA)	6 AUG 2024
--------------	--------------------------	---------------------------------	------------

Heat	Race Number	NAT / Name	Time
For Bronze		GBR - Great Britain	_____
	59	RADFORD Charles Harry	
	57	NORRIS Hayden	
	56	LEDINGHAM-HORN Harry	
		CZE - Czechia	_____
	17	TAMME Matěj	
	23	TOPINKA Dominik	
	22	PETERKA David	
For Gold		FRA - France	_____
	35	GILLION Timmy	
	36	HELAL Rayan	
	42	VIGIER Sebastien	
		NED - Netherlands	_____
	95	LENEMAN Loris	
	94	LAVREYSEN Harrie	
	96	van LOON Tijmen	

Note:
The composition of the teams may be subject to change up to 30 minutes before the start of the race. Sorted in the order given by the team.

www.uec.ch

Report Created WED 12 FEB 2025 19:26

Page 1/1



UEC Official Suppliers

12-16 February 2025

Communiqué no. 24

Men's Team Sprint / Vitesse par équipe hommes
First Round / Premier tour
Results / Résultats

Wed 12 Feb 2025 - Race distance: 3 laps

World Record 40.949 NED - Netherlands Saint-Quentin-en-Yvelines (FRA) 6 AUG 2024

Heat	Rank	NAT / Name	Lap 1	Lap 2 Lap 1-2	Time Lap 2-3	Average Speed km/h	
1	1	FRA - France	17.362	29.862 12.500	42.964 13.102	62.843	QG
		42 VIGIER Sebastien					
		35 GILLION Timmy					
	2	GER - Germany	17.708	30.298 12.590	43.237 12.939	62.447	
		44 DORNBAACH Maximilian					
		48 SCHROTER Nik					
2	1	GBR - Great Britain	17.443	30.419 12.976	43.284 12.865	62.379	QB
		56 LEDINGHAM-HORN Harry					
		57 NORRIS Hayden					
	2	POL - Poland	17.715	30.569 12.854	43.419 12.850	62.185	
		105 ROCHNA Daniel					
		107 RUDYK Mateusz					
3	1	NED - Netherlands	18.184	30.329 12.145	43.090 12.761	62.660	QG
		94 LAVREYSEN Harrie					
		95 LENEMAN Loris					
	2	ITA - Italy	17.844	30.338 12.494	43.565 13.227	61.976	
		77 MINUTA Stefano					
		80 PREDOMO Mattia					
4	1	CZE - Czechia	17.409	29.984 12.575	43.297 13.313	62.360	QB
		17 TAMME Matěj					
		22 PETERKA David					
	2	ESP - Spain	18.141	31.171 13.030	44.664 13.493	60.451	
		124 JIMENEZ ELIZONDO Ekain					
		126 MORENO SANCHEZ Jose					
		129 SANCHEZ GARMENDIA Esteban					

Progression rule:

The fastest two winning teams race for the gold and silver medals, and the other two winning teams race for the bronze medal. Losers are classified from 5th to 8th place by their times in the First Round.

12-16 February 2025

Communiqué no. 24

Men's Team Sprint / Vitesse par équipe hommes
First Round / Premier tour
Results / Résultats

Wed 12 Feb 2025 - Race distance: 3 laps

Heat	Rank	NAT / Name	Lap 1	Lap 2 Lap 1-2	Time Lap 2-3	Average Speed km/h
------	------	---------------	-------	------------------	-----------------	--------------------------

Note:

Riders are presented in their starting order.

LEGEND

QB Qualified for Bronze **QG** Qualified for Gold

www.uec.ch

Report Created WED 12 FEB 2025 19:26

Page 2/2



UEC Official Suppliers

12-16 February 2025

Men's Team Sprint / Vitesse par équipe hommes
First Round / Premier tour
Race Analysis / Analyse de la course

Heat 1

GER - Germany					FRA - France				
Distance	Time	Rank	Lap Time	Lap	Distance	Time	Rank	Lap Time	Lap
125m	10.780	2			125m	10.596	1		
250m	17.708	2	17.708	1	250m	17.362	1	17.362	
375m	23.971	2			375m	23.600	1		
500m	30.298	2	12.590	2	500m	29.862	1	12.500	
625m	36.678	2			625m	36.253	1		
750m	43.237	2	12.939	3	750m	42.964	1	13.102	

Heat 2

GBR - Great Britain					POL - Poland				
Distance	Time	Rank	Lap Time	Lap	Distance	Time	Rank	Lap Time	Lap
125m	10.703	1			125m	10.853	2		
250m	17.443	1	17.443	1	250m	17.715	2	17.715	
375m	23.964	1			375m	24.114	2		
500m	30.419	1	12.976	2	500m	30.569	2	12.854	
625m	36.792	1			625m	36.959	2		
750m	43.284	1	12.865	3	750m	43.419	2	12.850	

Heat 3

NED - Netherlands					ITA - Italy				
Distance	Time	Rank	Lap Time	Lap	Distance	Time	Rank	Lap Time	Lap
125m	11.101	2			125m	10.994	1		
250m	18.184	2	18.184	1	250m	17.844	1	17.844	
375m	24.305	2			375m	24.133	1		
500m	30.329	1	12.145	2	500m	30.338	2	12.494	
625m	36.578	1			625m	36.815	2		
750m	43.090	1	12.761	3	750m	43.565	2	13.227	

Heat 4

CZE - Czechia					ESP - Spain				
Distance	Time	Rank	Lap Time	Lap	Distance	Time	Rank	Lap Time	Lap
125m	10.690	1			125m	11.234	2		
250m	17.409	1	17.409	1	250m	18.141	2	18.141	
375m	23.642	1			375m	24.605	2		
500m	29.984	1	12.575	2	500m	31.171	2	13.030	
625m	36.488	1			625m	37.817	2		
750m	43.297	1	13.313	3	750m	44.664	2	13.493	

12-16 February 2025

Communiqué no. 23 Rectificatif 1

Men's Team Sprint / Vitesse par équipe hommes
First Round / Premier tour
Start List / Liste de départ

Wed 12 Feb 2025 - Race distance: 3 laps

World Record	40.949 NED - Netherlands	Saint-Quentin-en-Yvelines (FRA)	6 AUG 2024
--------------	--------------------------	---------------------------------	------------

Heat	Race Number	NAT / Name	Time
1		GER - Germany	_____
	48	SCHROTER Nik	
	49	SPIEGEL Luca	
	44	DORNBACH Maximilian	
		FRA - France	_____
	35	GILLION Timmy	
	36	HELAL Rayan	
	42	VIGIER Sebastien	
	2		GBR - Great Britain
59		RADFORD Charles Harry	
57		NORRIS Hayden	
56		LEDINGHAM-HORN Harry	
		POL - Poland	_____
105		ROCHNA Daniel	
	108	SARNECKI Rafal	
	107	RUDYK Mateusz	
3		NED - Netherlands	_____
	95	LENEMAN Loris	
	94	LAVREYSEN Harrie	
	96	van LOON Tijmen	
		ITA - Italy	_____
	77	MINUTA Stefano	
	80	PREDOMO Mattia	
	71	BIANCHI Matteo	

12-16 February 2025

Communiqué no. 23 Rectificatif 1

Men's Team Sprint / Vitesse par équipe hommes
First Round / Premier tour
Start List / Liste de départ

Wed 12 Feb 2025 - Race distance: 3 laps

Heat	Race Number	NAT / Name	Time
4		CZE - Czechia	
	17	TAMME Matěj	
	23	TOPINKA Dominik	
	22	PETERKA David	
		ESP - Spain	
	129	SANCHEZ GARMENDIA Esteban	
	126	MORENO SANCHEZ Jose	
124	JIMENEZ ELIZONDO Ekain		

Progression rule:

The fastest two winning teams race for the gold and silver medals, and the other two winning teams race for the bronze medal. Losers are classified from 5th to 8th place by their times in the First Round.

Note:

The composition of the teams may be subject to change up to 30 minutes before the start of the race. Sorted in the order given by the team.

www.uec.ch

Report Created WED 12 FEB 2025 18:21

Page 2/2



UEC Official Suppliers

12-16 February 2025

Communiqué no. 22

Men's Team Sprint / Vitesse par équipe hommes
Qualifying / Qualifications
Results / Résultats

Wed 12 Feb 2025 - Race distance: 3 laps

World Record	40.949 NED - Netherlands	Saint-Quentin-en-Yvelines (FRA)	6 AUG 2024
---------------------	--------------------------	---------------------------------	------------

Rank	NAT / Name	Lap 1	Lap 2 Lap 1-2	Time Lap 2-3	Average Speed km/h	
1	CZE - Czechia	17.521 (2)	30.096 (1)	43.337 (1)	62.302	Q
	17 TAMME Matěj		12.575 (2)	13.241 (6)		
	23 TOPINKA Dominik					
	22 PETERKA David					
2	NED - Netherlands	18.247 (10)	30.411 (3)	43.404 (2)	62.206	Q
	95 LENEMAN Loris		12.164 (1)	12.993 (4)		
	94 LAVREYSEN Harrie					
	96 van LOON Tijmen					
3	GBR - Great Britain	17.668 (3)	30.515 (5)	43.496 (3)	62.075	Q
	59 RADFORD Charles Harry		12.847 (4)	12.981 (3)		
	57 NORRIS Hayden					
	56 LEDINGHAM-HORN Harry					
4	GER - Germany	17.841 (5)	30.469 (4)	43.560 (4)	61.983	Q
	48 SCHROTER Nik		12.628 (3)	13.091 (5)		
	49 SPIEGEL Luca					
	44 DORNBAACH Maximilian					
5	FRA - France	17.321 (1)	30.327 (2)	43.606 (5)	61.918	Q
	35 GILLION Timmy		13.006 (7)	13.279 (7)		
	36 HELAL Rayan					
	42 VIGIER Sebastien					
6	POL - Poland	17.678 (4)	30.774 (6)	43.732 (6)	61.740	Q
	105 ROCHNA Daniel		13.096 (9)	12.958 (2)		
	100 BURAWSKI Konrad					
	107 RUDYK Mateusz					
7	ITA - Italy	18.059 (8)	30.975 (7)	43.906 (7)	61.495	Q
	79 NAPOLITANO Daniele		12.916 (5)	12.931 (1)		
	77 MINUTA Stefano					
	80 PREDOMO Mattia					
8	ESP - Spain	18.145 (9)	31.189 (8)	44.892 (8)	60.144	Q
	129 SANCHEZ GARMENDIA Esteban		13.044 (8)	13.703 (9)		
	126 MORENO SANCHEZ Jose					
	124 JIMENEZ ELIZONDO Ekain					
9	BEL - Belgium	18.000 (6)	31.276 (9)	44.938 (9)	60.083	
	16 VERHOEVEN Mathijs		13.276 (10)	13.662 (8)		
	7 de SCHRIJVER Runar					
	12 NULENS Lowie					
10	UKR - Ukraine	18.402 (11)	31.392 (10)	45.329 (10)	59.565	
	143 DENYSENKO Vladyslav		12.990 (6)	13.937 (10)		
	142 DANYLCHUK Bohdan					
	148 VARHARAKYN Valentyn					

12-16 February 2025

Communiqué no. 22

Men's Team Sprint / Vitesse par équipe hommes
Qualifying / Qualifications
Results / Résultats

Wed 12 Feb 2025 - Race distance: 3 laps

Rank	NAT / Name	Lap 1	Lap 2 Lap 1-2	Time Lap 2-3	Average Speed km/h
11	LTU - Lithuania	18.021 (7)	31.573 (11)	45.536 (11)	59.294
	88 VINSKAS Laurynas		13.552 (12)	13.963 (11)	
	86 LENDEL Vasilijus				
	87 VADAPALAS Eimantas				
12	GRE - Greece	18.505 (12)	31.908 (12)	46.089 (12)	58.582
	63 KALOGEROPOULOS Ioannis		13.403 (11)	14.181 (12)	
	64 LIVANOS Konstantinos				
	62 CHAROVAS Miltiadis				

Progression rule:

Fastest 8 teams qualify for the first round.

Note:

Riders are presented in their starting order.

LEGEND

Q Qualified

www.uec.ch

Report Created WED 12 FEB 2025 14:25

Page 2/2



UEC Official Suppliers

12-16 February 2025

Men's Team Sprint / Vitesse par équipe hommes
Qualifying / Qualifications
Race Analysis / Analyse de la course

Heat 1					Heat 2				
Distance	LTU - Lithuania		Lap Time	Lap	Distance	BEL - Belgium		Lap Time	
	Time	Rank				Time	Rank		
125m	11.037	6			125m	11.073	7		
250m	18.021	7	18.021	1	250m	18.000	6	18.000	
375m	24.817	10			375m	24.649	9		
500m	31.573	11	13.552	2	500m	31.276	9	13.276	
625m	38.446	11			625m	37.980	9		
750m	45.536	11	13.963	3	750m	44.938	9	13.662	

Heat 3					Heat 4				
Distance	GRE - Greece		Lap Time	Lap	Distance	UKR - Ukraine		Lap Time	
	Time	Rank				Time	Rank		
125m	11.534	12			125m	11.396	11		
250m	18.505	12	18.505	1	250m	18.402	11	18.402	
375m	25.305	12			375m	24.890	11		
500m	31.908	12	13.403	2	500m	31.392	10	12.990	
625m	38.819	12			625m	38.221	10		
750m	46.089	12	14.181	3	750m	45.329	10	13.937	

Heat 5					Heat 6				
Distance	ESP - Spain		Lap Time	Lap	Distance	CZE - Czechia		Lap Time	
	Time	Rank				Time	Rank		
125m	11.168	10			125m	10.748	2		
250m	18.145	9	18.145	1	250m	17.521	2	17.521	
375m	24.551	8			375m	23.765	1		
500m	31.189	8	13.044	2	500m	30.096	1	12.575	
625m	37.928	8			625m	36.566	1		
750m	44.892	8	13.703	3	750m	43.337	1	13.241	

Heat 7					Heat 8				
Distance	POL - Poland		Lap Time	Lap	Distance	ITA - Italy		Lap Time	
	Time	Rank				Time	Rank		
125m	10.836	3			125m	11.130	9		
250m	17.678	4	17.678	1	250m	18.059	8	18.059	
375m	24.295	5			375m	24.507	7		
500m	30.774	6	13.096	2	500m	30.975	7	12.916	
625m	37.220	6			625m	37.378	7		
750m	43.732	6	12.958	3	750m	43.906	7	12.931	

Heat 9					Heat 10				
Distance	GER - Germany		Lap Time	Lap	Distance	FRA - France		Lap Time	
	Time	Rank				Time	Rank		
125m	10.934	5			125m	10.526	1		
250m	17.841	5	17.841	1	250m	17.321	1	17.321	
375m	24.114	4			375m	23.930	2		
500m	30.469	4	12.628	2	500m	30.327	2	13.006	
625m	36.915	5			625m	36.852	3		
750m	43.560	4	13.091	3	750m	43.606	5	13.279	

12-16 February 2025

Men's Team Sprint / Vitesse par équipe hommes
Qualifying / Qualifications
Race Analysis / Analyse de la course

Heat 11					Heat 12				
Distance	GBR - Great Britain		Lap Time	Lap	Distance	NED - Netherlands		Lap Time	
	Time	Rank				Time	Rank		
125m	10.844	4			125m	11.125	8		
250m	17.668	3	17.668	1	250m	18.247	10	18.247	
375m	24.069	3			375m	24.352	6		
500m	30.515	5	12.847	2	500m	30.411	3	12.164	
625m	36.901	4			625m	36.757	2		
750m	43.496	3	12.981	3	750m	43.404	2	12.993	

12-16 February 2025

Communiqué no. 21

Men's Team Sprint / Vitesse par équipe hommes
Qualifying / Qualifications
Start List / Liste de départ

Wed 12 Feb 2025 - Race distance: 3 laps

World Record	40.949 NED - Netherlands	Saint-Quentin-en-Yvelines (FRA)	6 AUG 2024
---------------------	--------------------------	---------------------------------	------------

Heat	Race Number	NAT / Name	Time
1		LTU - Lithuania	_____
	88	VINSKAS Laurynas	
	86	LENDEL Vasilijus	
	87	VADAPALAS Eimantas	
2		BEL - Belgium	_____
	16	VERHOEVEN Mathijs	
	7	de SCHRIJVER Runar	
	12	NULENS Lowie	
3		GRE - Greece	_____
	63	KALOGEROPOULOS Ioannis	
	64	LIVANOS Konstantinos	
	62	CHAROVAS Miltiadis	
4		UKR - Ukraine	_____
	143	DENYSENKO Vladyslav	
	142	DANYLCHUK Bohdan	
	148	VARHARAKYN Valentyn	
5		ESP - Spain	_____
	129	SANCHEZ GARMENDIA Esteban	
	126	MORENO SANCHEZ Jose	
	124	JIMENEZ ELIZONDO Ekain	
6		CZE - Czechia	_____
	17	TAMME Matěj	
	23	TOPINKA Dominik	
	22	PETERKA David	
7		POL - Poland	_____
	105	ROCHNA Daniel	
	100	BURAWSKI Konrad	
	107	RUDYK Mateusz	

www.uec.ch

Report Created TUE 11 FEB 2025 17:45

Page 1/2



UEC Official Suppliers

12-16 February 2025

Communiqué no. 21

Men's Team Sprint / Vitesse par équipe hommes
Qualifying / Qualifications
Start List / Liste de départ

Wed 12 Feb 2025 - Race distance: 3 laps

Heat	Race Number	NAT / Name	Time
8		ITA - Italy	
	79	NAPOLITANO Daniele	
	77	MINUTA Stefano	
	80	PREDOMO Mattia	
9		GER - Germany	
	48	SCHROTER Nik	
	49	SPIEGEL Luca	
	44	DORNBACH Maximilian	
10		FRA - France	
	35	GILLION Timmy	
	36	HELAL Rayan	
	42	VIGIER Sebastien	
11		GBR - Great Britain	
	59	RADFORD Charles Harry	
	57	NORRIS Hayden	
	56	LEDINGHAM-HORN Harry	
12		NED - Netherlands	
	95	LENEMAN Loris	
	94	LAVREYSEN Harrie	
	96	van LOON Tijmen	

Progression rule:

Fastest 8 teams qualify for the first round.

Note:

The composition of the teams may be subject to change up to 30 minutes before the start of the race. Sorted in the order given by the team.

www.uec.ch

Report Created TUE 11 FEB 2025 17:45

Page 2/2



UEC Official Suppliers

12-16 February 2025

Communiqué no. 52

Men's Sprint / Vitesse hommes

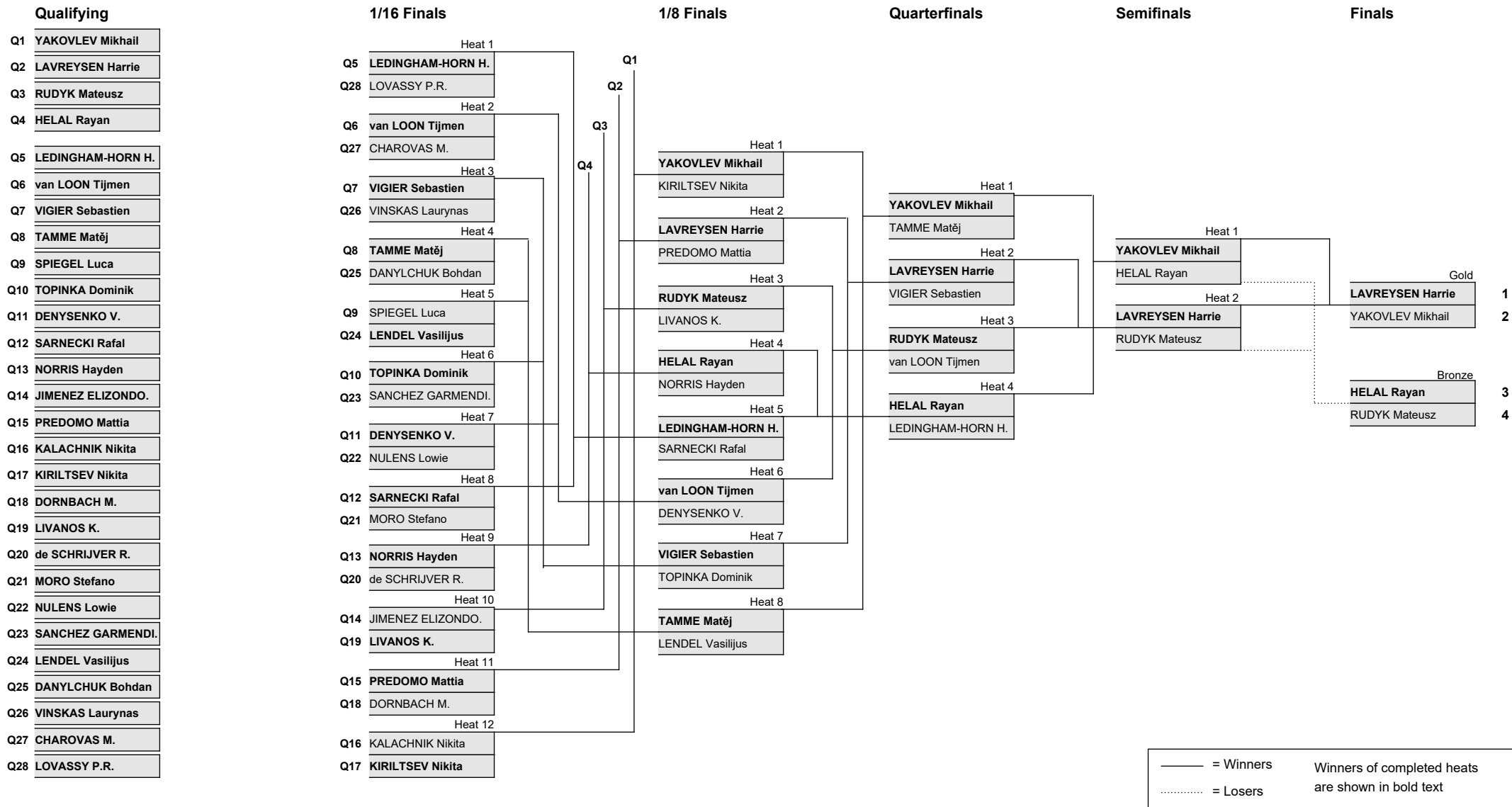
Final Classification / Classement final

Sat 15 Feb 2025

Rank	Race Number	Name	NAT	Race 1	Race 2	Decider
				200m Time:	9.954	10.012
				Average Speed km/h:	72.333	71.914
For Gold						
GOLD	1	94 LAVREYSEN Harrie	NED	Winner	Winner	
SILVER	2	69 YAKOVLEV Mikhail	ISR	+0.126	+0.127	
				200m Time:	9.921	10.112
				Average Speed km/h:	72.573	71.203
For Bronze						
BRONZE	3	36 HELAL Rayan	FRA	Winner	Winner	
	4	107 RUDYK Mateusz	POL	+0.050	+0.307	
Did not qualify for Semifinals						
	5	56 LEDINGHAM-HORN Harry	GBR			
	6	96 van LOON Tijmen	NED			
	7	42 VIGIER Sebastien	FRA			
	8	17 TAMME Matěj	CZE			
Did not qualify for Quarterfinals						
	9	23 TOPINKA Dominik	CZE			
	10	143 DENYSENKO Vladyslav	UKR			
	11	108 SARNECKI Rafal	POL			
	12	57 NORRIS Hayden	GBR			
	13	80 PREDOMO Mattia	ITA			
	14	152 KIRILTSEV Nikita	AIN			
	15	64 LIVANOS Konstantinos	GRE			
	16	86 LENDEL Vasilijus	LTU			
Did not qualify for 1/8 Finals						
	17	49 SPIEGEL Luca	GER			
	18	124 JIMENEZ ELIZONDO Ekain	ESP			
	19	153 KALACHNIK Nikita	AIN			
	20	44 DORNBACH Maximilian	GER			
	21	7 de SCHRIJVER Runar	BEL			
	22	78 MORO Stefano	ITA			
	23	12 NULENS Lowie	BEL			
	24	129 SANCHEZ GARMENDIA Esteban	ESP			
	25	142 DANYLCHUK Bohdan	UKR			
	26	88 VINSKAS Laurynas	LTU			
	27	62 CHAROVAS Miltiadis	GRE			
	28	66 LOVASSY Patrik Romeo	HUN			
Did not qualify for 1/16 Finals						
	29	120 ŽALAR Eduard	SLO			

Men's Sprint / Vitesse hommes

Results Bracket / Tableau de progression



12-16 February 2025

Communiqué no. 51

Men's Sprint / Vitesse hommes
Finals / Finales
Start List / Liste de départ

Sat 15 Feb 2025 - Race distance: 3 laps

Race Number	Name	NAT	Race 1	Race 2	Decider
<i>For Bronze</i>					
		200m Time:			
		Average Speed km/h:			
36	HELAL Rayan	FRA			
107	RUDYK Mateusz	POL			
<i>For Gold</i>					
		200m Time:			
		Average Speed km/h:			
69	YAKOVLEV Mikhail	ISR			
94	LAVREYSEN Harrie	NED			

12-16 February 2025

Communiqué no. 50

Men's Sprint / Vitesse hommes
Semifinals / Demi-finales
Results / Résultats

Sat 15 Feb 2025 - Race distance: 3 laps

Rank	Race Number	Name	NAT	Race 1	Race 2	Decider
				200m Time:	10.004	9.921
				Average Speed km/h:	71.971	72.573
Heat 1						
1	69	YAKOVLEV Mikhail	ISR	Winner	Winner	Q
2	36	HELAL Rayan	FRA	+0.098	+0.261	
				200m Time:	9.768	10.082
				Average Speed km/h:	73.710	71.414
Heat 2						
1	94	LAVREYSEN Harrie	NED	Winner	Winner	Q
2	107	RUDYK Mateusz	POL	+0.205	+0.066	

Progression rule:

The winners race for the gold and silver medals. The losers race for the bronze medal.

LEGEND

Q Qualified

12-16 February 2025

Communiqué no. 49

Men's Sprint / Vitesse hommes
Semifinals / Demi-finales
Start List / Liste de départ

Sat 15 Feb 2025 - Race distance: 3 laps

Race Number	Name	NAT	Race 1	Race 2	Decider
200m Time:					
Average Speed km/h:					
Heat 1					
69	YAKOVLEV Mikhail	ISR			
36	HELAL Rayan	FRA			
200m Time:					
Average Speed km/h:					
Heat 2					
94	LAVREYSEN Harrie	NED			
107	RUDYK Mateusz	POL			

Progression rule:

The winners race for the gold and silver medals. The losers race for the bronze medal.

12-16 February 2025

Communiqué no. 48

Men's Sprint / Vitesse hommes
Quarterfinals / Quart de finales
Results / Résultats

Fri 14 Feb 2025 - Race distance: 3 laps

Rank	Race Number	Name	NAT	Race 1	Race 2	Decider
				200m Time:	10.070	10.008
				Average Speed km/h:	71.500	71.942
Heat 1						
1	69	YAKOVLEV Mikhail	ISR	Winner	Winner	Q
2	17	TAMME Matěj	CZE	+0.472	+0.187	
				200m Time:	10.280	10.279
				Average Speed km/h:	70.039	70.046
Heat 2						
1	94	LAVREYSEN Harrie	NED	Winner	Winner	Q
2	42	VIGIER Sebastien	FRA	+0.479	+0.052	
				200m Time:	10.101	10.058
				Average Speed km/h:	71.280	71.585
Heat 3						
1	107	RUDYK Mateusz	POL	Winner	Winner	Q
2	96	van LOON Tijmen	NED	+0.126	+0.054	
				200m Time:	10.013	9.832
				Average Speed km/h:	71.907	73.230
Heat 4						
1	36	HELAL Rayan	FRA	Winner	Winner	Q
2	56	LEDINGHAM-HORN Harry	GBR	+0.064	+2.449	

Progression rule:

The winner of each heat qualifies to the Semifinals.

LEGEND

Q Qualified

12-16 February 2025

Communiqué no. 47

Men's Sprint / Vitesse hommes
Quarterfinals / Quart de finales
Start List / Liste de départ

Fri 14 Feb 2025 - Race distance: 3 laps

Race Number	Name	NAT	Race 1	Race 2	Decider
200m Time: Average Speed km/h:					
Heat 1	69	YAKOVLEV Mikhail	ISR		
	17	TAMME Matěj	CZE		
200m Time: Average Speed km/h:					
Heat 2	94	LAVREYSEN Harrie	NED		
	42	VIGIER Sebastien	FRA		
200m Time: Average Speed km/h:					
Heat 3	107	RUDYK Mateusz	POL		
	96	van LOON Tijmen	NED		
200m Time: Average Speed km/h:					
Heat 4	36	HELAL Rayan	FRA		
	56	LEDINGHAM-HORN Harry	GBR		

Progression rule:

The winner of each heat qualifies to the Semifinals.

12-16 February 2025

Communiqué no. 46

Men's Sprint / Vitesse hommes
1/8 Finals / 1/8 de finale
Results / Résultats

Fri 14 Feb 2025 - Race distance: 3 laps

Rank	Race Number	Name	NAT		
			200m Time:		9.823
			Average Speed km/h:		73.297
Heat 1					
1	69	YAKOVLEV Mikhail	ISR	Winner	Q
2	152	KIRILTSEV Nikita	AIN	+0.157	
			200m Time:		10.059
			Average Speed km/h:		71.578
Heat 2					
1	94	LAVREYSEN Harrie	NED	Winner	Q
2	80	PREDOMO Mattia	ITA	+0.115	
			200m Time:		10.321
			Average Speed km/h:		69.761
Heat 3					
1	107	RUDYK Mateusz	POL	Winner	Q
2	64	LIVANOS Konstantinos	GRE	+0.049	
			200m Time:		10.147
			Average Speed km/h:		70.957
Heat 4					
1	36	HELAL Rayan	FRA	Winner	Q
2	57	NORRIS Hayden	GBR	+0.131	
			200m Time:		10.147
			Average Speed km/h:		70.957
Heat 5					
1	56	LEDINGHAM-HORN Harry	GBR	Winner	Q
2	108	SARNECKI Rafal	POL	+0.086	
			200m Time:		10.500
			Average Speed km/h:		68.571
Heat 6					
1	96	van LOON Tijmen	NED	Winner	Q
2	143	DENYSENKO Vladyslav	UKR	+0.368	
			200m Time:		10.235
			Average Speed km/h:		70.347
Heat 7					
1	42	VIGIER Sebastien	FRA	Winner	Q
2	23	TOPINKA Dominik	CZE	+0.114	
			200m Time:		10.213
			Average Speed km/h:		70.498
Heat 8					
1	17	TAMME Matěj	CZE	Winner	Q
2	86	LENDEL Vasilijus	LTU	+0.294	

Progression rule:

The winner of each heat qualifies to the Quarterfinals.

12-16 February 2025

Communiqué no. 46

Men's Sprint / Vitesse hommes
1/8 Finals / 1/8 de finale
Results / Résultats

Fri 14 Feb 2025 - Race distance: 3 laps

Rank	Race Number	Name	NAT
------	-------------	------	-----

Note:

The average speed is taken over the last 200m.

LEGEND

Q Qualified

www.uec.ch

Report Created FRI 14 FEB 2025 16:13

Page 2/2



UEC Official Suppliers

12-16 February 2025

Communiqué no. 45

Men's Sprint / Vitesse hommes
1/8 Finals / 1/8 de finale
Start List / Liste de départ

Fri 14 Feb 2025 - Race distance: 3 laps

Race Number	Name	NAT	200m Time:	Average Speed km/h:
Heat 1				
69	YAKOVLEV Mikhail	ISR		
152	KIRILTSEV Nikita	AIN		
Heat 2				
94	LAVREYSEN Harrie	NED		
80	PREDOMO Mattia	ITA		
Heat 3				
107	RUDYK Mateusz	POL		
64	LIVANOS Konstantinos	GRE		
Heat 4				
36	HELAL Rayan	FRA		
57	NORRIS Hayden	GBR		
Heat 5				
56	LEDINGHAM-HORN Harry	GBR		
108	SARNECKI Rafal	POL		
Heat 6				
96	van LOON Tijmen	NED		
143	DENYSENKO Vladyslav	UKR		
Heat 7				
42	VIGIER Sebastien	FRA		
23	TOPINKA Dominik	CZE		
Heat 8				
17	TAMME Matěj	CZE		
86	LENDEL Vasilijus	LTU		

Progression rule:

The winner of each heat qualifies to the Quarterfinals.

12-16 February 2025

Communiqué no. 44

Men's Sprint / Vitesse hommes
1/16 Finals / 1/16 de finale
Results / Résultats

Fri 14 Feb 2025 - Race distance: 3 laps

Rank	Race Number	Name	NAT		
				200m Time:	10.399
				Average Speed km/h:	69.237
Heat 1					
1	56	LEDINGHAM-HORN Harry	GBR	Winner	Q
2	66	LOVASSY Patrik Romeo	HUN	+0.185	
				200m Time:	10.383
				Average Speed km/h:	69.344
Heat 2					
1	96	van LOON Tijmen	NED	Winner	Q
2	62	CHAROVAS Miltiadis	GRE	+0.564	
				200m Time:	10.494
				Average Speed km/h:	68.611
Heat 3					
1	42	VIGIER Sebastien	FRA	Winner	Q
2	88	VINSKAS Laurynas	LTU	+0.241	
				200m Time:	10.507
				Average Speed km/h:	68.526
Heat 4					
1	17	TAMME Matěj	CZE	Winner	Q
2	142	DANYLCHUK Bohdan	UKR	+0.146	
				200m Time:	10.396
				Average Speed km/h:	69.257
Heat 5					
1	86	LENDEL Vasilijus	LTU	Winner	Q
2	49	SPIEGEL Luca	GER	+0.021	
				200m Time:	10.150
				Average Speed km/h:	70.936
Heat 6					
1	23	TOPINKA Dominik	CZE	Winner	Q
2	129	SANCHEZ GARMENDIA Esteban	ESP	+1.977	
				200m Time:	10.472
				Average Speed km/h:	68.755
Heat 7					
1	143	DENYSENKO Vladyslav	UKR	Winner	Q
2	12	NULENS Lowie	BEL	+0.018	
				200m Time:	10.308
				Average Speed km/h:	69.849
Heat 8					
1	108	SARNECKI Rafal	POL	Winner	Q
2	78	MORO Stefano	ITA	+0.015	
				200m Time:	10.473
				Average Speed km/h:	68.748
Heat 9					
1	57	NORRIS Hayden	GBR	Winner	Q
2	7	de SCHRIJVER Runar	BEL	+0.056	
				200m Time:	10.510
				Average Speed km/h:	68.506
Heat 10					
1	64	LIVANOS Konstantinos	GRE	Winner	Q
2	124	JIMENEZ ELIZONDO Ekain	ESP	+0.161	

www.uec.ch

Report Created FRI 14 FEB 2025 14:37

Page 1/2



UEC Official Suppliers

12-16 February 2025

Communiqué no. 44

Men's Sprint / Vitesse hommes
1/16 Finals / 1/16 de finale
Results / Résultats

Fri 14 Feb 2025 - Race distance: 3 laps

Rank	Race Number	Name	NAT		
			200m Time:	10.223	
			Average Speed km/h:	70.429	
Heat 11					
1	80	PREDOMO Mattia	ITA	Winner	Q
2	44	DORNBACH Maximilian	GER	+0.002	
			200m Time:	10.101	
			Average Speed km/h:	71.280	
Heat 12					
1	152	KIRILTSEV Nikita	AIN	Winner	Q
2	153	KALACHNIK Nikita	AIN	+0.332	

Progression rule:

The winner of each heat qualifies to the 1/8 Finals.

Note:

The average speed is taken over the last 200m.

LEGEND

Q Qualified

12-16 February 2025

Communiqué no. 43

Men's Sprint / Vitesse hommes
1/16 Finals / 1/16 de finale
Start List / Liste de départ

Fri 14 Feb 2025 - Race distance: 3 laps

Race Number	Name	NAT	200m Time:	Average Speed km/h:
Heat 1				
56	LEDINGHAM-HORN Harry	GBR		
66	LOVASSY Patrik Romeo	HUN		
Heat 2				
96	van LOON Tijmen	NED		
62	CHAROVAS Miltiadis	GRE		
Heat 3				
42	VIGIER Sebastien	FRA		
88	VINSKAS Laurynas	LTU		
Heat 4				
17	TAMME Matěj	CZE		
142	DANYLCHUK Bohdan	UKR		
Heat 5				
49	SPIEGEL Luca	GER		
86	LENDEL Vasilijus	LTU		
Heat 6				
23	TOPINKA Dominik	CZE		
129	SANCHEZ GARMENDIA Esteban	ESP		
Heat 7				
143	DENYSENKO Vladyslav	UKR		
12	NULENS Lowie	BEL		
Heat 8				
108	SARNECKI Rafal	POL		
78	MORO Stefano	ITA		
Heat 9				
57	NORRIS Hayden	GBR		
7	de SCHRIJVER Runar	BEL		
Heat 10				
124	JIMENEZ ELIZONDO Ekain	ESP		
64	LIVANOS Konstantinos	GRE		

12-16 February 2025

Communiqué no. 43

Men's Sprint / Vitesse hommes
1/16 Finals / 1/16 de finale
Start List / Liste de départ

Fri 14 Feb 2025 - Race distance: 3 laps

Race Number	Name	NAT
200m Time:		
Average Speed km/h:		
Heat 11		
80	PREDOMO Mattia	ITA
44	DORNBACH Maximilian	GER
200m Time:		
Average Speed km/h:		
Heat 12		
153	KALACHNIK Nikita	AIN
152	KIRILTSEV Nikita	AIN

Progression rule:

The winner of each heat qualifies to the 1/8 Finals.

12-16 February 2025

Communiqué no. 42

Men's Sprint / Vitesse hommes
Qualifying / Qualifications
Results / Résultats

Fri 14 Feb 2025 - Race distance: 200m flying start (3.5 laps)

World Record 9.088 LAVREYSEN Harrie NED Saint-Quentin-en-Yvelines (FRA) 7 AUG 2024

Rank	Race Number	Name	NAT	100m	Time 100-200	Average Speed km/h	
1	69	YAKOVLEV Mikhail	ISR	4.670 (1)	9.402 4.732 (2)	76.579	Q
2	94	LAVREYSEN Harrie	NED	4.685 (2)	9.405 4.720 (1)	76.555	Q
3	107	RUDYK Mateusz	POL	4.752 (3)	9.566 4.814 (3)	75.267	Q
4	36	HELAL Rayan	FRA	4.804 (4)	9.651 4.847 (4)	74.604	Q
5	56	LEDINGHAM-HORN Harry	GBR	4.841 (5)	9.698 4.857 (5)	74.242	Q
6	96	van LOON Tijmen	NED	4.842 (6)	9.737 4.895 (6)	73.945	Q
7	42	VIGIER Sebastien	FRA	4.855 (7)	9.796 4.941 (7)	73.499	Q
8	17	TAMME Matěj	CZE	4.859 (9)	9.811 4.952 (8)	73.387	Q
9	49	SPIEGEL Luca	GER	4.862 (10)	9.819 4.957 (9)	73.327	Q
10	23	TOPINKA Dominik	CZE	4.857 (8)	9.819 4.962 (11)	73.327	Q
11	143	DENYSENKO Vladyslav	UKR	4.872 (11)	9.831 4.959 (10)	73.238	Q
12	108	SARNECKI Rafal	POL	4.906 (15)	9.872 4.966 (12)	72.934	Q
13	57	NORRIS Hayden	GBR	4.894 (13)	9.892 4.998 (13)	72.786	Q
14	124	JIMENEZ ELIZONDO Ekain	ESP	4.916 (16)	9.921 5.005 (14)	72.573	Q
15	80	PREDOMO Mattia	ITA	4.901 (14)	9.923 5.022 (17)	72.559	Q
16	153	KALACHNIK Nikita	AIN	4.928 (17)	9.943 5.015 (16)	72.413	Q
17	152	KIRILTSEV Nikita	AIN	4.879 (12)	9.949 5.070 (23)	72.369	Q
18	44	DORNBACH Maximilian	GER	4.947 (20)	9.957 5.010 (15)	72.311	Q
19	64	LIVANOS Konstantinos	GRE	4.946 (19)	10.001 5.055 (19)	71.993	Q
20	7	de SCHRIJVER Runar	BEL	4.945 (18)	10.003 5.058 (20)	71.978	Q

www.uec.ch

Report Created FRI 14 FEB 2025 13:37

Page 1/2



UEC Official Suppliers

12-16 February 2025

Communiqué no. 42

Men's Sprint / Vitesse hommes
Qualifying / Qualifications
Results / Résultats

Fri 14 Feb 2025 - Race distance: 200m flying start (3.5 laps)

Rank	Race Number	Name	NAT	100m	Time 100-200	Average Speed km/h	
21	78	MORO Stefano	ITA	4.955 (21)	10.004 5.049 (18)	71.971	Q
22	12	NULENS Lowie	BEL	4.999 (25)	10.062 5.063 (22)	71.556	Q
23	129	SANCHEZ GARMENDIA Esteban	ESP	4.987 (24)	10.063 5.076 (24)	71.549	Q
24	86	LENDEL Vasilijus	LTU	4.960 (22)	10.065 5.105 (25)	71.535	Q
25	142	DANYLCHUK Bohdan	UKR	5.015 (26)	10.073 5.058 (20)	71.478	Q
26	88	VINSKAS Laurynas	LTU	4.962 (23)	10.118 5.156 (26)	71.160	Q
27	62	CHAROVAS Miltiadis	GRE	5.112 (28)	10.298 5.186 (27)	69.916	Q
28	66	LOVASSY Patrik Romeo	HUN	5.107 (27)	10.306 5.199 (28)	69.862	Q
29	120	ŽALAR Eduard	SLO	5.306 (29)	10.633 5.327 (29)	67.714	

Progression rule:

Top 4 riders qualify for 1/8 Finals. 5th to 28th places qualify for 1/16 Finals.

LEGEND

Q Qualified

12-16 February 2025

Communiqué no. 41

Men's Sprint / Vitesse hommes
Qualifying / Qualifications
Start List / Liste de départ

Fri 14 Feb 2025 - Race distance: 200m flying start (3.5 laps)

World Record 9.088 LAVREYSEN Harrie NED Saint-Quentin-en-Yvelines (FRA) 7 AUG 2024

Heat	Race Number	Name	NAT	Time
1	152	KIRILTSEV Nikita	AIN	_____
2	153	KALACHNIK Nikita	AIN	_____
3	12	NULENS Lowie	BEL	_____
4	120	ŽALAR Eduard	SLO	_____
5	64	LIVANOS Konstantinos	GRE	_____
6	66	LOVASSY Patrik Romeo	HUN	_____
7	129	SANCHEZ GARMENDIA Esteban	ESP	_____
8	124	JIMENEZ ELIZONDO Ekain	ESP	_____
9	62	CHAROVAS Miltiadis	GRE	_____
10	7	de SCHRIJVER Runar	BEL	_____
11	96	van LOON Tijmen	NED	_____
12	142	DANYLCHUK Bohdan	UKR	_____
13	23	TOPINKA Dominik	CZE	_____
14	57	NORRIS Hayden	GBR	_____
15	88	VINSKAS Laurynas	LTU	_____
16	17	TAMME Matěj	CZE	_____
17	108	SARNECKI Rafal	POL	_____
18	143	DENYSENKO Vladyslav	UKR	_____
19	44	DORNBACH Maximilian	GER	_____
20	80	PREDOMO Mattia	ITA	_____
21	56	LEDINGHAM-HORN Harry	GBR	_____
22	86	LENDEL Vasilijus	LTU	_____
23	36	HELAL Rayan	FRA	_____
24	42	VIGIER Sebastien	FRA	_____
25	49	SPIEGEL Luca	GER	_____
26	78	MORO Stefano	ITA	_____
27	69	YAKOVLEV Mikhail	ISR	_____
28	107	RUDYK Mateusz	POL	_____
29	94	LAVREYSEN Harrie	NED	_____

Progression rule:

Top 4 riders qualify for 1/8 Finals. 5th to 28th places qualify for 1/16 Finals.

12-16 February 2025

Communiqué no. 78

Men's Keirin / Keirin hommes

Final Classification / Classement final

Sun 16 Feb 2025 - Race distance: 6 laps

Rank	Race Number	Name	NAT	Time Behind
				200m Time: 9.697
				Average Speed km/h: 74.250
For Gold				
GOLD	94	LAVREYSEN Harrie	NED	
SILVER	44	DORNBACH Maximilian	GER	+0.826
BRONZE	34	DERACHE Tom	FRA	+0.883
4	78	MORO Stefano	ITA	+0.917
5	107	RUDYK Mateusz	POL	+1.036
6	42	VIGIER Sebastien	FRA	+1.214
				200m Time: 10.344
				Average Speed km/h: 69.606
For Places 7-12				
7	69	YAKOVLEV Mikhail	ISR	
8	153	KALACHNIK Nikita	AIN	+0.015
9	12	NULENS Lowie	BEL	+0.306
10	88	VINSKAS Laurynas	LTU	+0.323
11	17	TAMME Matěj	CZE	+0.775
12	80	PREDOMO Mattia	ITA	+0.792
Did not qualify for Second Round				
13	64	w LIVANOS Konstantinos	GRE	
13	86	LENDEL Vasilijus	LTU	
13	96	van LOON Tijmen	NED	
13	126	MORENO SANCHEZ Jose	ESP	
13	142	DANYLCHUK Bohdan	UKR	
13	152	KIRILTSEV Nikita	AIN	
19	49	SPIEGEL Luca	GER	
19	53	CRAIG Lyall	GBR	
19	66	LOVASSY Patrik Romeo	HUN	
19	108	SARNECKI Rafal	POL	
19	129	SANCHEZ GARMENDIA Esteban	ESP	
19	56	LEDINGHAM-HORN Harry	GBR	REL
25	7	de SCHRIJVER Runar	BEL	
25	63	KALOGEROPOULOS Ioannis	GRE	
25	120	ŽALAR Eduard	SLO	
25	143	DENYSENKO Vladyslav	UKR	
25	23	TOPINKA Dominik	CZE	DNF

LEGEND

DNF Did Not Finish REL Relegated w Warning

www.uec.ch

Report Created SUN 16 FEB 2025 16:03

Page 1/1



UEC Official Suppliers

12-16 February 2025

Communiqué no. 77

Men's Keirin / Keirin hommes
Finals / Finales
Start List / Liste de départ

Sun 16 Feb 2025 - Race distance: 6 laps

Race Number	Name	NAT
For Places 7-12		
12	NULENS Lowie	BEL
17	TAMME Matěj	CZE
69	YAKOVLEV Mikhail	ISR
80	PREDOMO Mattia	ITA
88	VINSKAS Laurynas	LTU
153	KALACHNIK Nikita	AIN
For Gold		
34	DERACHE Tom	FRA
42	VIGIER Sebastien	FRA
44	DORNBACH Maximilian	GER
78	MORO Stefano	ITA
94	LAVREYSEN Harrie	NED
107	RUDYK Mateusz	POL

12-16 February 2025

Communiqué no. 76

Men's Keirin / Keirin hommes
Second Round / Deuxième tour
Results / Résultats

Sun 16 Feb 2025 - Race distance: 6 laps

Rank	Race Number	Name	NAT	Time Behind
				200m Time: 10.083
				Average Speed km/h: 71.407
Heat 1				
1	94	LAVREYSEN Harrie	NED	Q
2	34	DERACHE Tom	FRA	+0.057 Q
3	44	DORNBACH Maximilian	GER	+0.121 Q
4	12	NULENS Lowie	BEL	+0.124
5	80	PREDOMO Mattia	ITA	+0.864
6	153	KALACHNIK Nikita	AIN	+1.009
				200m Time: 10.016
				Average Speed km/h: 71.885
Heat 2				
1	42	VIGIER Sebastien	FRA	Q
2	107	RUDYK Mateusz	POL	+0.022 Q
3	78	MORO Stefano	ITA	+0.062 Q
4	69	YAKOVLEV Mikhail	ISR	+0.195
5	17	TAMME Matěj	CZE	+0.240
6	88	VINSKAS Laurynas	LTU	+0.650

Progression rule:

The first three riders in each heat qualify to final for gold, all other riders advance to the final for places 7-12.

LEGEND

Q Qualified

www.uec.ch

Report Created SUN 16 FEB 2025 14:47

Page 1/1



UEC Official Suppliers

12-16 February 2025

Communiqué no. 75

Men's Keirin / Keirin hommes
Second Round / Deuxième tour
Start List / Liste de départ

Sun 16 Feb 2025 - Race distance: 6 laps

Race Number	Name	NAT
Heat 1		
12	NULENS Lowie	BEL
34	DERACHE Tom	FRA
44	DORNBACH Maximilian	GER
80	PREDOMO Mattia	ITA
94	LAVREYSEN Harrie	NED
153	KALACHNIK Nikita	AIN
Heat 2		
17	TAMME Matěj	CZE
42	VIGIER Sebastien	FRA
69	YAKOVLEV Mikhail	ISR
78	MORO Stefano	ITA
88	VINSKAS Laurynas	LTU
107	RUDYK Mateusz	POL

Progression rule:

The first three riders in each heat qualify to final for gold, all other riders advance to the final for places 7-12.

12-16 February 2025

Communiqué no. 74 Rectificatif 1

Men's Keirin / Keirin hommes
First Round Repechage / Repêchage premier tour
Results / Résultats

Sun 16 Feb 2025 - Race distance: 6 laps

Rank	Race Number	Name	NAT	Time Behind
				200m Time: 10.294
				Average Speed km/h: 69.944
Heat 1				
1	17	TAMME Matěj	CZE	Q
2	86	LENDEL Vasilijus	LTU	+0.030
3	129	SANCHEZ GARMENDIA Esteban	ESP	+0.503
				200m Time: 10.537
				Average Speed km/h: 68.331
Heat 2				
1	12	NULENS Lowie	BEL	Q
2	64 w	LIVANOS Konstantinos	GRE	
3	53	CRAIG Lyall	GBR	+0.123
4	120	ŽALAR Eduard	SLO	+0.499
				200m Time: 10.384
				Average Speed km/h: 69.337
Heat 3				
1	153	KALACHNIK Nikita	AIN	Q
2	142	DANYLCHUK Bohdan	UKR	+0.028
3	66	LOVASSY Patrik Romeo	HUN	+0.161
4	63	KALOGEROPOULOS Ioannis	GRE	+2.784
				200m Time: 10.344
				Average Speed km/h: 69.606
Heat 4				
1	78	MORO Stefano	ITA	Q
2	152	KIRILTSEV Nikita	AIN	+0.015
3	108	SARNECKI Rafal	POL	+0.086
4	143	DENYSENKO Vladyslav	UKR	+0.204
				200m Time: 10.520
				Average Speed km/h: 68.441
Heat 5				
1	88	VINSKAS Laurynas	LTU	Q
2	126	MORENO SANCHEZ Jose	ESP	+3.701
3	56	LEDINGHAM-HORN Harry	GBR	REL
4	23	TOPINKA Dominik	CZE	DNF
				200m Time: 10.290
				Average Speed km/h: 69.971
Heat 6				
1	80	PREDOMO Mattia	ITA	Q
2	96	van LOON Tijmen	NED	+0.067
3	49	SPIEGEL Luca	GER	+0.170
4	7	de SCHRIJVER Runar	BEL	+0.596

12-16 February 2025

Communiqué no. 74 Rectificatif 1

Men's Keirin / Keirin hommes
First Round Repechage / Repêchage premier tour
Results / Résultats

Sun 16 Feb 2025 - Race distance: 6 laps

Rank	Race Number	Name	NAT	Time Behind
------	-------------	------	-----	-------------

Progression rule:

The first rider in each heat qualify to 2nd Round.

No. 64 LIVANOS Konstantinos (GRE)

Warning for not holding their line during the final sprint.

Avertissement pour avoir quitté sa ligne pendant le sprint final.

No. 56 LEDINGHAM-HORN Harry (GBR)

Has been relegated for causing the crash of their opponent. Fine: CHF 200

A été déclassé(e) pour avoir provoqué la chute de son adversaire. Amende : CHF 200

LEGEND

DNF Did Not Finish **Q** Qualified **REL** Relegated **w** Warning

www.uec.ch

Report Created SUN 16 FEB 2025 14:40

Page 2/2



UEC Official Suppliers

12-16 February 2025

Communiqué no. 73

Men's Keirin / Keirin hommes
First Round Repechage / Repêchage premier tour
Start List / Liste de départ

Sun 16 Feb 2025 - Race distance: 6 laps

Race Number	Name	NAT
Heat 1		
17	TAMME Matěj	CZE
86	LENDEL Vasilijus	LTU
129	SANCHEZ GARMENDIA Esteban	ESP
Heat 2		
12	NULENS Lowie	BEL
53	CRAIG Lyall	GBR
64	LIVANOS Konstantinos	GRE
120	ŽALAR Eduard	SLO
Heat 3		
63	KALOGEROPOULOS Ioannis	GRE
66	LOVASSY Patrik Romeo	HUN
142	DANYLCHUK Bohdan	UKR
153	KALACHNIK Nikita	AIN
Heat 4		
78	MORO Stefano	ITA
108	SARNECKI Rafal	POL
143	DENYSENKO Vladyslav	UKR
152	KIRILTSEV Nikita	AIN
Heat 5		
23	TOPINKA Dominik	CZE
56	LEDINGHAM-HORN Harry	GBR
88	VINSKAS Laurynas	LTU
126	MORENO SANCHEZ Jose	ESP
Heat 6		
7	de SCHRIJVER Runar	BEL
49	SPIEGEL Luca	GER
80	PREDOMO Mattia	ITA
96	van LOON Tijmen	NED

Progression rule:

The first rider in each heat qualify to 2nd Round.

12-16 February 2025

Communiqué no. 72

Men's Keirin / Keirin hommes
First Round / Premier tour
Results / Résultats

Sun 16 Feb 2025 - Race distance: 6 laps

Rank	Race Number	Name	NAT	Time Behind
				200m Time: 9.886
				Average Speed km/h: 72.830
Heat 1				
1	94	LAVREYSEN Harrie	NED	Q
2	17	TAMME Matěj	CZE	+0.580
3	108	SARNECKI Rafal	POL	+0.625
4	53	CRAIG Lyall	GBR	+0.670
				200m Time: 10.039
				Average Speed km/h: 71.720
Heat 2				
1	107	RUDYK Mateusz	POL	Q
2	64	LIVANOS Konstantinos	GRE	+0.580
3	88	VINSKAS Laurynas	LTU	+0.975
4	129	SANCHEZ GARMENDIA Esteban	ESP	+1.354
5	143	DENYSENKO Vladyslav	UKR	+5.533
				200m Time: 10.388
				Average Speed km/h: 69.311
Heat 3				
1	69	YAKOVLEV Mikhail	ISR	Q
2	66	LOVASSY Patrik Romeo	HUN	+0.237
3	80	PREDOMO Mattia	ITA	+0.237
4	126	MORENO SANCHEZ Jose	ESP	+0.655
5	120	ŽALAR Eduard	SLO	+1.005
				200m Time: 10.184
				Average Speed km/h: 70.699
Heat 4				
1	44	DORNBACH Maximilian	GER	Q
2	78	MORO Stefano	ITA	+0.008
3	153	KALACHNIK Nikita	AIN	+0.158
4	7	de SCHRIJVER Runar	BEL	+0.194
5	23	TOPINKA Dominik	CZE	+0.398
				200m Time: 10.260
				Average Speed km/h: 70.175
Heat 5				
1	34	DERACHE Tom	FRA	Q
2	56	LEDINGHAM-HORN Harry	GBR	+0.118
3	12	NULENS Lowie	BEL	+0.362
4	63	KALOGEROPOULOS Ioannis	GRE	+0.558
5	49	SPIEGEL Luca	GER	+0.730

12-16 February 2025

Communiqué no. 72

Men's Keirin / Keirin hommes
First Round / Premier tour
Results / Résultats

Sun 16 Feb 2025 - Race distance: 6 laps

Rank	Race Number	Name	NAT	Time Behind
				200m Time: 9.926
				Average Speed km/h: 72.537
Heat 6				
1	42	VIGIER Sebastien	FRA	Q
2	96	van LOON Tijmen	NED	+0.051
3	152	KIRILTSEV Nikita	AIN	+0.294
4	86	LENDEL Vasilijus	LTU	+0.294
5	142	DANYLCHUK Bohdan	UKR	+0.904

Progression rule:

The first rider in each heat qualify to the Second round, all other riders advance to the repechages.

LEGEND

Q Qualified

12-16 February 2025

Communiqué no. 71

Men's Keirin / Keirin hommes
First Round / Premier tour
Start List / Liste de départ

Sun 16 Feb 2025 - Race distance: 6 laps

Race Number	Name	NAT
Heat 1		
17	TAMME Matěj	CZE
53	CRAIG Lyall	GBR
94	LAVREYSEN Harrie	NED
108	SARNECKI Rafal	POL
Heat 2		
64	LIVANOS Konstantinos	GRE
88	VINSKAS Laurynas	LTU
107	RUDYK Mateusz	POL
129	SANCHEZ GARMENDIA Esteban	ESP
143	DENYSENKO Vladyslav	UKR
Heat 3		
66	LOVASSY Patrik Romeo	HUN
69	YAKOVLEV Mikhail	ISR
80	PREDOMO Mattia	ITA
120	ŽALAR Eduard	SLO
126	MORENO SANCHEZ Jose	ESP
Heat 4		
7	de SCHRIJVER Runar	BEL
23	TOPINKA Dominik	CZE
44	DORNBACH Maximilian	GER
78	MORO Stefano	ITA
153	KALACHNIK Nikita	AIN
Heat 5		
12	NULENS Lowie	BEL
34	DERACHE Tom	FRA
49	SPIEGEL Luca	GER
56	LEDINGHAM-HORN Harry	GBR
63	KALOGEROPOULOS Ioannis	GRE
Heat 6		
42	VIGIER Sebastien	FRA
86	LENDEL Vasilijus	LTU
96	van LOON Tijmen	NED
142	DANYLCHUK Bohdan	UKR
152	KIRILTSEV Nikita	AIN

www.uec.ch

Report Created SAT 15 FEB 2025 17:48

Page 1/2



UEC Official Suppliers

12-16 February 2025

Communiqué no. 71

Men's Keirin / Keirin hommes
First Round / Premier tour
Start List / Liste de départ

Sun 16 Feb 2025 - Race distance: 6 laps

Race Number	Name	NAT
-------------	------	-----

Progression rule:

The first rider in each heat qualify to the Second round, all other riders advance to the repechages.

12-16 February 2025

Communiqué no. 32

Men's Team Pursuit / Poursuite par équipe hommes

Final Classification / Classement final

Thu 13 Feb 2025

World Record 3:40.730 AUS - Australia Saint-Quentin-en-Yvelines (FRA) 6 AUG 2024

Rank	NAT / Name	1000m	2000m 1000-2000	3000m 2000-3000	Time 3000-4000	Average Speed km/h
For Gold						
GOLD	1 DEN - Denmark	1:02.697	1:58.574	2:55.539	3:51.113	62.307
	26 HANSEN Aagaard Tobias		55.877	56.965	55.574	
	28 LARSEN Niklas					
	29 LETH Norman Lasse					
	30 SKIVILD Juel Robin (X)					
SILVER	2 GBR - Great Britain	1:02.357	1:58.379	2:55.434	3:51.832	62.114
	51 BRITTON Rhys (X)		56.022	57.055	56.398	
	52 CHARLTON Josh					
	54 GILL Michael					
	55 HOBBS Alfred Bruce Noah					
	60 TIDBALL William (R)					
For Bronze						
BRONZE	3 SUI - Switzerland	1:02.938	1:59.371	2:56.382	3:53.467	61.679
	133 BOGLI Noah		56.433	57.011	57.085	
	135 POOT Mats (X)					
	137 TAPPEINER Pascal					
	138 VOGEL Alex					
	4 ITA - Italy	1:02.775	1:59.572	2:56.743	3:54.169	61.494
	72 BOSCARO Davide		56.797	57.171	57.426	
	73 FAVERO Renato					
	75 GRIMOD Etienne (X)					
	76 LAMON Francesco					
	74 GALLI Niccolo (R)					
Placed after First Round						
	5 POL - Poland					
	98 BANASZEK Alan					
	101 MAJEWSKI Kacper					
	102 MASLAK Piotr					
	106 RUDYK Bartosz					
	6 FRA - France					
	33 CHARRET Camille					
	37 HOUCOU Emmanuel					
	38 LARRONDE Ellande					
	39 MENANTEAU Lucas					
	7 ESP - Spain					
	122 BENNASSAR ROSSELLO Joan Marti					
	123 GARAIAR PIKABEA Benat					
	125 MARTORELL HAGA Erik					
	127 NAVAS MARCHAL Alvaro					

12-16 February 2025

Communiqué no. 32

Men's Team Pursuit / Poursuite par équipe hommes

Final Classification / Classement final

Thu 13 Feb 2025

Rank	NAT / Name	1000m	2000m 1000-2000	3000m 2000-3000	Time 3000-4000	Average Speed km/h
8	BEL - Belgium					DNF
	4 BERNARD Thibaut					
	5 CRABBE Tom					
	14 van GUCHT Yoran					
	15 VANDENBRANDEN Noah					
	13 RAES Renzo		(R)			
<i>Did not qualify for First Round</i>						
9	UKR - Ukraine					
	141 CHYZHYKOV Heorhii					
	144 GLADYSH Roman					
	146 KOZORIZ Danylo					
	149 YAKOVLEV Daniil					

LEGEND

DNF Did Not Finish R Replaced X Rider pulled out before the finish

www.uec.ch

Report Created THU 13 FEB 2025 21:59

Page 2/2



UEC Official Suppliers

12-16 February 2025

Men's Team Pursuit / Poursuite par équipe hommes
Finals / Finales
Race Analysis / Analyse de la course

For Gold

DEN - Denmark				Lap	GBR - Great Britain			
Distance	Time	Rank	Lap Time		Distance	Time	Rank	Lap Time
125m	13.272	2			125m	13.253	1	
250m	21.083	2	21.083	1	250m	20.787	1	20.787
375m	28.165	2			375m	27.822	1	
500m	35.033	2	13.950	2	500m	34.603	1	13.816
625m	41.857	2			625m	41.415	1	
750m	48.883	2	13.850	3	750m	48.356	1	13.753
875m	55.799	2			875m	55.304	1	
1000m	1:02.697	2	13.814	4	1000m	1:02.357	1	14.001
1125m	1:09.633	2			1125m	1:09.543	1	
1250m	1:16.691	2	13.994	5	1250m	1:16.588	1	14.231
1375m	1:23.591	2			1375m	1:23.574	1	
1500m	1:30.542	2	13.851	6	1500m	1:30.539	1	13.951
1625m	1:37.622	2			1625m	1:37.481	1	
1750m	1:44.611	2	14.069	7	1750m	1:44.509	1	13.970
1875m	1:51.583	2			1875m	1:51.452	1	
2000m	1:58.574	2	13.963	8	2000m	1:58.379	1	13.870
2125m	2:05.636	2			2125m	2:05.384	1	
2250m	2:12.614	2	14.040	9	2250m	2:12.548	1	14.169
2375m	2:19.748	2			2375m	2:19.673	1	
2500m	2:26.801	1	14.187	10	2500m	2:26.962	2	14.414
2625m	2:33.914	1			2625m	2:34.118	2	
2750m	2:41.202	2	14.401	11	2750m	2:41.177	1	14.215
2875m	2:48.439	2			2875m	2:48.371	1	
3000m	2:55.539	2	14.337	12	3000m	2:55.434	1	14.257
3125m	3:02.530	2			3125m	3:02.488	1	
3250m	3:09.484	1	13.945	13	3250m	3:09.530	2	14.096
3375m	3:16.374	1			3375m	3:16.532	2	
3500m	3:23.262	1	13.778	14	3500m	3:23.449	2	13.919
3625m	3:30.167	1			3625m	3:30.410	2	
3750m	3:37.109	1	13.847	15	3750m	3:37.539	2	14.090
3875m	3:44.055	1			3875m	3:44.651	2	
4000m	3:51.113	1	14.004	16	4000m	3:51.832	2	14.293

12-16 February 2025

Men's Team Pursuit / Poursuite par équipe hommes
Finals / Finales
Race Analysis / Analyse de la course

For Bronze

SUI - Switzerland				Lap	ITA - Italy			
Distance	Time	Rank	Lap Time		Distance	Time	Rank	Lap Time
125m	13.111	4			125m	13.089	3	
250m	20.781	4	20.781	1	250m	20.658	3	20.658
375m	27.841	4			375m	27.790	3	
500m	34.764	4	13.983	2	500m	34.755	3	14.097
625m	41.696	3			625m	41.873	4	
750m	48.829	3	14.065	3	750m	48.872	4	14.117
875m	55.854	4			875m	55.793	3	
1000m	1:02.938	4	14.109	4	1000m	1:02.775	3	13.903
1125m	1:10.110	4			1125m	1:09.919	3	
1250m	1:17.182	4	14.244	5	1250m	1:16.872	3	14.097
1375m	1:24.173	4			1375m	1:23.858	3	
1500m	1:31.164	4	13.982	6	1500m	1:30.959	3	14.087
1625m	1:38.244	4			1625m	1:38.057	3	
1750m	1:45.253	4	14.089	7	1750m	1:45.185	3	14.226
1875m	1:52.314	3			1875m	1:52.364	4	
2000m	1:59.371	3	14.118	8	2000m	1:59.572	4	14.387
2125m	2:06.548	3			2125m	2:06.900	4	
2250m	2:13.601	3	14.230	9	2250m	2:14.098	4	14.526
2375m	2:20.635	3			2375m	2:21.462	4	
2500m	2:27.725	3	14.124	10	2500m	2:28.558	4	14.460
2625m	2:34.960	3			2625m	2:35.567	4	
2750m	2:42.046	3	14.321	11	2750m	2:42.722	4	14.164
2875m	2:49.301	3			2875m	2:49.704	4	
3000m	2:56.382	3	14.336	12	3000m	2:56.743	4	14.021
3125m	3:03.459	3			3125m	3:03.962	4	
3250m	3:10.519	3	14.137	13	3250m	3:11.074	4	14.331
3375m	3:17.726	3			3375m	3:18.228	4	
3500m	3:24.839	3	14.320	14	3500m	3:25.369	4	14.295
3625m	3:31.958	3			3625m	3:32.527	4	
3750m	3:39.084	3	14.245	15	3750m	3:39.660	4	14.291
3875m	3:46.262	3			3875m	3:46.923	4	
4000m	3:53.467	3	14.383	16	4000m	3:54.169	4	14.509

12-16 February 2025

Communiqué no. 31 Rectificatif 1

**Men's Team Pursuit / Poursuite par équipe hommes
Finals / Finales
Start List / Liste de départ**

Thu 13 Feb 2025 - Race distance: 4km

World Record	3:40.730 AUS - Australia	Saint-Quentin-en-Yvelines (FRA)	6 AUG 2024
---------------------	--------------------------	---------------------------------	------------

Heat	Race Number	NAT / Name	Time	
For Bronze		SUI - Switzerland	_____	
	133	BOGLI Noah		
	135	POOT Mats		
	137	TAPPEINER Pascal		
	138	VOGEL Alex		
		ITA - Italy	_____	
	72	BOSCARO Davide		
	73	FAVERO Renato		
	75	GRIMOD Etienne		
	76	LAMON Francesco		
	For Gold		DEN - Denmark	_____
		26	HANSEN Aagaard Tobias	
28		LARSEN Niklas		
29		LETH Norman Lasse		
30		SKIVILD Juel Robin		
		GBR - Great Britain	_____	
52		CHARLTON Josh		
54		GILL Michael		
55		HOBBS Alfred Bruce Noah		
51		BRITTON Rhys		

Note:

The composition of the teams may be subject to change up to 30 minutes before the start of the race.

www.uec.ch

Report Created THU 13 FEB 2025 18:20

Page 1/1



UEC Official Suppliers

12-16 February 2025

Communiqué no. 30

Men's Team Pursuit / Poursuite par équipe hommes
First Round / Premier tour
Results / Résultats

Thu 13 Feb 2025 - Race distance: 4km

World Record	3:40.730 AUS - Australia	Saint-Quentin-en-Yvelines (FRA)	6 AUG 2024
---------------------	--------------------------	---------------------------------	------------

Heat	Rank	NAT / Name	1000m	2000m 1000-2000	3000m 2000-3000	Time 3000-4000	Average Speed km/h	
1	1	ESP - Spain	1:05.148	2:03.454	3:03.071	4:02.348	59.419	
		122 BENNASSAR ROSSELLO Joan Marti		58.306	59.617	59.277		
		123 GARAIAR PIKABEA Benat						
		125 MARTORELL HAGA Erik						
		127 NAVAS MARCHAL Alvaro						(X)
	2	BEL - Belgium	1:02.545	1:58.288	2:55.537	DNF		
		4 BERNARD Thibaut		55.743	57.249			
		5 CRABBE Tom						
		14 van GUCHT Yoran						(X)
		15 VANDENBRANDEN Noah						
2	1	POL - Poland	1:03.986	2:00.421	2:58.212	3:56.979	60.765	
		98 BANASZEK Alan		56.435	57.791	58.767		
		101 MAJEWSKI Kacper						
		102 MASLAK Piotr						(X)
		106 RUDYK Bartosz						
	2	FRA - France	1:03.621	2:00.825	2:59.518	3:58.248	60.441	
		33 CHARRET Camille		57.204	58.693	58.730		
		37 HOUCOU Emmanuel						(X)
		38 LARRONDE Ellande						
		39 MENANTEAU Lucas						
3	1	GBR - Great Britain	1:02.093	1:57.494	2:53.353	3:49.813	62.660	QG
		52 CHARLTON Josh		55.401	55.859	56.460		
		54 GILL Michael						
		55 HOBBS Alfred Bruce Noah						(X)
		60 TIDBALL William						
	2	SUI - Switzerland	1:02.906	1:58.823	2:55.652	3:53.625	61.637	QB
		133 BOGLI Noah		55.917	56.829	57.973		
		135 POOT Mats						(X)
		137 TAPPEINER Pascal						
		138 VOGEL Alex						

12-16 February 2025

Communiqué no. 30

Men's Team Pursuit / Poursuite par équipe hommes
First Round / Premier tour
Results / Résultats

Thu 13 Feb 2025 - Race distance: 4km

Heat	Rank	NAT / Name	1000m	2000m 1000-2000	3000m 2000-3000	Time 3000-4000	Average Speed km/h	
4	1	DEN - Denmark	1:02.047	1:57.016	2:52.734	3:47.758	63.225	QG
		26 HANSEN Aagaard Tobias		54.969	55.718	55.024		
		28 LARSEN Niklas						
		29 LETH Norman Lasse						
		30 SKIVILD Juel Robin						(X)
	2	ITA - Italy	1:03.946	2:00.125	2:57.168	3:54.022	61.533	QB
		72 BOSCARO Davide		56.179	57.043	56.854		
		73 FAVERO Renato						
		74 GALLI Niccolo						
		76 LAMON Francesco						

Progression rule:

The winners of heats 3 and 4 in the First round ride the final for the gold and silver medals.

The remaining six teams will be ranked by their times in the First round and will be paired as follows:

The two fastest teams ride the final for the bronze medal.

LEGEND

DNF Did Not Finish **QB** Qualified for Bronze **QG** Qualified for Gold **X** Rider pulled out before the finish

www.uec.ch

Report Created THU 13 FEB 2025 15:45

Page 2/2



UEC Official Suppliers

12-16 February 2025

Men's Team Pursuit / Poursuite par équipe hommes
First Round / Premier tour
Race Analysis / Analyse de la course

Heat 1

BEL - Belgium				Lap	ESP - Spain			
Distance	Time	Rank	Lap Time		Distance	Time	Rank	Lap Time
125m	13.094	1			125m	13.515	2	
250m	20.660	1	20.660	1	250m	21.570	2	21.570
375m	27.675	1			375m	28.949	2	
500m	34.625	1	13.965	2	500m	36.195	2	14.625
625m	41.653	1			625m	43.346	2	
750m	48.546	1	13.921	3	750m	50.797	2	14.602
875m	55.477	1			875m	57.985	2	
1000m	1:02.545	1	13.999	4	1000m	1:05.148	2	14.351
1125m	1:09.440	1			1125m	1:12.363	2	
1250m	1:16.416	1	13.871	5	1250m	1:19.597	2	14.449
1375m	1:23.370	1			1375m	1:26.768	2	
1500m	1:30.436	1	14.020	6	1500m	1:34.009	2	14.412
1625m	1:37.297	1			1625m	1:41.240	2	
1750m	1:44.205	1	13.769	7	1750m	1:48.522	2	14.513
1875m	1:51.185	1			1875m	1:56.079	2	
2000m	1:58.288	1	14.083	8	2000m	2:03.454	2	14.932
2125m	2:05.513	1			2125m	2:10.905	2	
2250m	2:12.442	1	14.154	9	2250m	2:18.370	2	14.916
2375m	2:19.356	1			2375m	2:25.984	2	
2500m	2:26.463	1	14.021	10	2500m	2:33.429	2	15.059
2625m	2:33.623	1			2625m	2:40.892	2	
2750m	2:41.155	1	14.692	11	2750m	2:48.352	2	14.923
2875m	2:48.337	1			2875m	2:55.768	2	
3000m	2:55.537	1	14.382	12	3000m	3:03.071	2	14.719
3125m	3:03.241	1			3125m	3:10.190	2	
3250m	3:11.083	1	15.546	13	3250m	3:17.560	2	14.489
3375m	3:19.209	1			3375m	3:25.292	2	
3500m	3:29.805	1	18.722	14	3500m	3:32.771	2	15.211
3625m	3:41.960	2			3625m	3:40.511	1	
3750m	DNF			15	3750m	3:47.926	1	15.155
3875m					3875m	3:55.148	1	
4000m				16	4000m	4:02.348	1	14.422

12-16 February 2025

Men's Team Pursuit / Poursuite par équipe hommes
First Round / Premier tour
Race Analysis / Analyse de la course

Heat 2

POL - Poland				Lap	FRA - France			
Distance	Time	Rank	Lap Time		Distance	Time	Rank	Lap Time
125m	13.552	2			125m	13.551	1	
250m	21.290	1	21.290	1	250m	21.366	2	21.366
375m	28.468	1			375m	28.568	2	
500m	35.547	1	14.257	2	500m	35.622	2	14.256
625m	42.741	2			625m	42.614	1	
750m	49.735	2	14.188	3	750m	49.725	1	14.103
875m	56.790	2			875m	56.679	1	
1000m	1:03.986	2	14.251	4	1000m	1:03.621	1	13.896
1125m	1:11.037	2			1125m	1:10.748	1	
1250m	1:18.064	2	14.078	5	1250m	1:17.744	1	14.123
1375m	1:25.110	2			1375m	1:24.792	1	
1500m	1:32.258	2	14.194	6	1500m	1:31.983	1	14.239
1625m	1:39.212	2			1625m	1:39.142	1	
1750m	1:46.232	1	13.974	7	1750m	1:46.297	2	14.314
1875m	1:53.218	1			1875m	1:53.507	2	
2000m	2:00.421	1	14.189	8	2000m	2:00.825	2	14.528
2125m	2:07.544	1			2125m	2:08.236	2	
2250m	2:14.760	1	14.339	9	2250m	2:15.532	2	14.707
2375m	2:21.867	1			2375m	2:22.806	2	
2500m	2:28.994	1	14.234	10	2500m	2:30.142	2	14.610
2625m	2:36.276	1			2625m	2:37.655	2	
2750m	2:43.487	1	14.493	11	2750m	2:44.970	2	14.828
2875m	2:50.767	1			2875m	2:52.246	2	
3000m	2:58.212	1	14.725	12	3000m	2:59.518	2	14.548
3125m	3:05.445	1			3125m	3:06.870	2	
3250m	3:12.651	1	14.439	13	3250m	3:14.362	2	14.844
3375m	3:19.880	1			3375m	3:21.724	2	
3500m	3:27.381	1	14.730	14	3500m	3:29.098	2	14.736
3625m	3:34.590	1			3625m	3:36.335	2	
3750m	3:42.079	1	14.698	15	3750m	3:43.579	2	14.481
3875m	3:49.482	1			3875m	3:50.858	2	
4000m	3:56.979	1	14.900	16	4000m	3:58.248	2	14.669

12-16 February 2025

Men's Team Pursuit / Poursuite par équipe hommes
First Round / Premier tour
Race Analysis / Analyse de la course

Heat 3

GBR - Great Britain					SUI - Switzerland				
Distance	Time	Rank	Lap Time	Lap	Distance	Time	Rank	Lap Time	
125m	13.352	2			125m	13.109	1		
250m	20.944	2	20.944	1	250m	20.866	1	20.866	
375m	27.967	2			375m	27.934	1		
500m	34.775	1	13.831	2	500m	34.855	2	13.989	
625m	41.505	1			625m	41.775	2		
750m	48.388	1	13.613	3	750m	48.828	2	13.973	
875m	55.219	1			875m	55.823	2		
1000m	1:02.093	1	13.705	4	1000m	1:02.906	2	14.078	
1125m	1:09.188	1			1125m	1:10.095	2		
1250m	1:16.089	1	13.996	5	1250m	1:17.104	2	14.198	
1375m	1:22.958	1			1375m	1:24.032	2		
1500m	1:29.765	1	13.676	6	1500m	1:30.917	2	13.813	
1625m	1:36.612	1			1625m	1:37.946	2		
1750m	1:43.604	1	13.839	7	1750m	1:44.853	2	13.936	
1875m	1:50.498	1			1875m	1:51.830	2		
2000m	1:57.494	1	13.890	8	2000m	1:58.823	2	13.970	
2125m	2:04.441	1			2125m	2:05.949	2		
2250m	2:11.512	1	14.018	9	2250m	2:12.908	2	14.085	
2375m	2:18.438	1			2375m	2:19.922	2		
2500m	2:25.379	1	13.867	10	2500m	2:26.980	2	14.072	
2625m	2:32.376	1			2625m	2:34.237	2		
2750m	2:39.283	1	13.904	11	2750m	2:41.338	2	14.358	
2875m	2:46.399	1			2875m	2:48.598	2		
3000m	2:53.353	1	14.070	12	3000m	2:55.652	2	14.314	
3125m	3:00.316	1			3125m	3:02.740	2		
3250m	3:07.248	1	13.895	13	3250m	3:09.980	2	14.328	
3375m	3:14.191	1			3375m	3:17.023	2		
3500m	3:21.302	1	14.054	14	3500m	3:24.140	2	14.160	
3625m	3:28.244	1			3625m	3:31.289	2		
3750m	3:35.295	1	13.993	15	3750m	3:38.689	2	14.549	
3875m	3:42.447	1			3875m	3:46.073	2		
4000m	3:49.813	1	14.518	16	4000m	3:53.625	2	14.936	

12-16 February 2025

Men's Team Pursuit / Poursuite par équipe hommes
First Round / Premier tour
Race Analysis / Analyse de la course

Heat 4

DEN - Denmark				Lap	ITA - Italy			
Distance	Time	Rank	Lap Time		Distance	Time	Rank	Lap Time
125m	13.153	1			125m	13.628	2	
250m	20.842	1	20.842	1	250m	21.496	2	21.496
375m	27.897	1			375m	28.771	2	
500m	34.743	1	13.901	2	500m	35.792	2	14.296
625m	41.521	1			625m	42.829	2	
750m	48.444	1	13.701	3	750m	49.799	2	14.007
875m	55.244	1			875m	56.792	2	
1000m	1:02.047	1	13.603	4	1000m	1:03.946	2	14.147
1125m	1:08.878	1			1125m	1:10.913	2	
1250m	1:15.865	1	13.818	5	1250m	1:17.860	2	13.914
1375m	1:22.658	1			1375m	1:24.848	2	
1500m	1:29.452	1	13.587	6	1500m	1:31.928	2	14.068
1625m	1:36.385	1			1625m	1:38.949	2	
1750m	1:43.258	1	13.806	7	1750m	1:45.966	2	14.038
1875m	1:50.122	1			1875m	1:53.016	2	
2000m	1:57.016	1	13.758	8	2000m	2:00.125	2	14.159
2125m	2:03.993	1			2125m	2:07.311	2	
2250m	2:10.858	1	13.842	9	2250m	2:14.377	2	14.252
2375m	2:17.908	1			2375m	2:21.412	2	
2500m	2:24.816	1	13.958	10	2500m	2:28.481	2	14.104
2625m	2:31.743	1			2625m	2:35.715	2	
2750m	2:38.799	1	13.983	11	2750m	2:42.829	2	14.348
2875m	2:45.809	1			2875m	2:50.113	2	
3000m	2:52.734	1	13.935	12	3000m	2:57.168	2	14.339
3125m	2:59.665	1			3125m	3:04.230	2	
3250m	3:06.546	1	13.812	13	3250m	3:11.324	2	14.156
3375m	3:13.389	1			3375m	3:18.564	2	
3500m	3:20.215	1	13.669	14	3500m	3:25.628	2	14.304
3625m	3:26.970	1			3625m	3:32.690	2	
3750m	3:33.783	1	13.568	15	3750m	3:39.728	2	14.100
3875m	3:40.666	1			3875m	3:46.819	2	
4000m	3:47.758	1	13.975	16	4000m	3:54.022	2	14.294

LEGEND

DNF Did Not Finish

12-16 February 2025

Communiqué no. 29 Rectificatif 1

Men's Team Pursuit / Poursuite par équipe hommes
First Round / Premier tour
Start List / Liste de départ

Thu 13 Feb 2025 - Race distance: 4km

World Record	3:40.730 AUS - Australia	Saint-Quentin-en-Yvelines (FRA)	6 AUG 2024
---------------------	--------------------------	---------------------------------	------------

Heat	Race Number	NAT / Name	Time	
1		BEL - Belgium	_____	
	4	BERNARD Thibaut		
	5	CRABBE Tom		
	15	VANDENBRANDEN Noah		
	14	van GUCHT Yoran		
		ESP - Spain	_____	
	122	BENNASSAR ROSSELLO Joan Marti		
	123	GARAIAR PIKABEA Benat		
	125	MARTORELL HAGA Erik		
	127	NAVAS MARCHAL Alvaro		
	2		POL - Poland	_____
		98	BANASZEK Alan	
101		MAJEWSKI Kacper		
102		MASLAK Piotr		
106		RUDYK Bartosz		
		FRA - France	_____	
33		CHARRET Camille		
37		HOUCOU Emmanuel		
38		LARRONDE Ellande		
39		MENANTEAU Lucas		
3			GBR - Great Britain	_____
		60	TIDBALL William	
	52	CHARLTON Josh		
	54	GILL Michael		
	55	HOBBS Alfred Bruce Noah		
		SUI - Switzerland	_____	
	133	BOGLI Noah		
	135	POOT Mats		
	137	TAPPEINER Pascal		
	138	VOGEL Alex		

12-16 February 2025

Communiqué no. 29 Rectificatif 1

Men's Team Pursuit / Poursuite par équipe hommes
First Round / Premier tour
Start List / Liste de départ

Thu 13 Feb 2025 - Race distance: 4km

Heat	Race Number	NAT / Name	Time
4		DEN - Denmark	_____
	26	HANSEN Aagaard Tobias	
	28	LARSEN Niklas	
	29	LETH Norman Lasse	
	30	SKIVILD Juel Robin	
		ITA - Italy	_____
	72	BOSCARO Davide	
	73	FAVERO Renato	
	74	GALLI Niccolo	
	76	LAMON Francesco	

Progression rule:

The winners of heats 3 and 4 in the First round ride the final for the gold and silver medals.

The remaining six teams will be ranked by their times in the First round and will be paired as follows:

The two fastest teams ride the final for the bronze medal.

Note:

The composition of the teams may be subject to change up to 30 minutes before the start of the race.

www.uec.ch

Report Created THU 13 FEB 2025 13:18

Page 2/2



UEC Official Suppliers

12-16 February 2025

Communiqué no. 28

Men's Team Pursuit / Poursuite par équipe hommes
Qualifying / Qualifications
Results / Résultats

Wed 12 Feb 2025 - Race distance: 4km

World Record 3:40.730 AUS - Australia Saint-Quentin-en-Yvelines (FRA) 6 AUG 2024

Rank	NAT / Name	1000m	2000m 1000-2000	3000m 2000-3000	Time 3000-4000	Average Speed km/h	
1	DEN - Denmark	1:02.339 (1)	1:58.098 (1)	2:54.452 (1)	3:50.991	62.340	Q
	26 HANSEN Aagaard Tobias		55.759 (2)	56.354 (2)	56.539 (2)		
	28 LARSEN Niklas						
	29 LETH Norman Lasse						
	30 SKIVILD Juel Robin (X)						
2	GBR - Great Britain	1:03.115 (2)	1:58.829 (2)	2:55.266 (2)	3:51.578	62.182	Q
	51 BRITTON Rhys (X)		55.714 (1)	56.437 (3)	56.312 (1)		
	52 CHARLTON Josh						
	54 GILL Michael						
	55 HOBBS Alfred Bruce Noah						
3	SUI - Switzerland	1:03.240 (3)	2:00.743 (3)	2:57.035 (3)	3:54.205	61.485	Q
	133 BOGLI Noah		57.503 (6)	56.292 (1)	57.170 (4)		
	135 POOT Mats (X)						
	137 TAPPEINER Pascal						
	138 VOGEL Alex						
4	ITA - Italy	1:04.738 (7)	2:01.770 (5)	2:59.049 (4)	3:55.760	61.079	Q
	72 BOSCARO Davide		57.032 (3)	57.279 (4)	56.711 (3)		
	73 FAVERO Renato						
	74 GALLI Niccolo						
	76 LAMON Francesco						
5	POL - Poland	1:04.670 (6)	2:02.098 (6)	2:59.590 (6)	3:57.261	60.693	Q
	98 BANASZEK Alan		57.428 (5)	57.492 (5)	57.671 (5)		
	101 MAJEWSKI Kacper						
	102 MASLAK Piotr (X)						
	106 RUDYK Bartosz						
6	BEL - Belgium	1:03.632 (4)	2:00.856 (4)	2:59.168 (5)	3:58.322	60.422	Q
	4 BERNARD Thibaut		57.224 (4)	58.312 (7)	59.154 (6)		
	5 CRABBE Tom						
	13 RAES Renzo						
	14 van GUCHT Yoran (X)						
7	ESP - Spain	1:06.444 (8)	2:04.674 (8)	3:02.339 (8)	4:03.368	59.170	Q
	122 BENNASSAR ROSSELLO Joan Marti		58.230 (7)	57.665 (6)	1:01.029 (7)		
	123 GARAIAR PIKABEA Benat (X)						
	125 MARTORELL HAGA Erik						
	127 NAVAS MARCHAL Alvaro						
8	FRA - France	1:03.701 (5)	2:02.165 (7)	3:01.947 (7)	4:07.547	58.171	Q
	33 CHARRET Camille		58.464 (8)	59.782 (8)	1:05.600 (9)		
	37 HOUCOU Emmanuel (X)						
	38 LARRONDE Eillande						
	39 MENANTEAU Lucas						

12-16 February 2025

Communiqué no. 28

Men's Team Pursuit / Poursuite par équipe hommes
Qualifying / Qualifications
Results / Résultats

Wed 12 Feb 2025 - Race distance: 4km

Rank	NAT / Name	1000m	2000m 1000-2000	3000m 2000-3000	Time 3000-4000	Average Speed km/h
9	UKR - Ukraine	1:06.444 (8)	2:07.011 (9)	3:08.924 (9)	4:11.318	57.298
	141 CHYZHYKOV Heorhii		1:00.567 (9)	1:01.913 (9)	1:02.394 (8)	
	144 GLADYSH Roman					
	146 KOZORIZ Danylo					(X)
	149 YAKOVLEV Daniil					

Progression rule:

The eight fastest teams will qualify and be matched in the First Round as follows:

The 6th fastest team against the 7th fastest team.

The 5th fastest team against the 8th fastest team.

The 2nd fastest team against the 3rd fastest team.

The fastest team against the 4th fastest team.

LEGEND

Q Qualified **X** Rider pulled out before the finish

www.uec.ch

Report Created WED 12 FEB 2025 16:29

Page 2/2



UEC Official Suppliers

12-16 February 2025

Men's Team Pursuit / Poursuite par équipe hommes
Qualifying / Qualifications
Race Analysis / Analyse de la course

Heat 1					Heat 2				
Distance	POL - Poland		Lap Time	Lap	Distance	SUI - Switzerland		Lap Time	
	Time	Rank				Time	Rank		
125m	13.835	8			125m	12.984	1		
250m	21.615	7	21.615	1	250m	20.707	1	20.707	
375m	28.851	7			375m	27.764	1		
500m	35.928	7	14.313	2	500m	34.697	1	13.990	
625m	43.162	7			625m	41.675	1		
750m	50.258	7	14.330	3	750m	48.821	2	14.124	
875m	57.394	7			875m	55.980	2		
1000m	1:04.670	6	14.412	4	1000m	1:03.240	3	14.419	
1125m	1:11.800	6			1125m	1:10.600	3		
1250m	1:18.949	7	14.279	5	1250m	1:17.861	3	14.621	
1375m	1:26.098	7			1375m	1:24.983	3		
1500m	1:33.408	7	14.459	6	1500m	1:32.043	3	14.182	
1625m	1:40.610	7			1625m	1:39.237	3		
1750m	1:47.747	7	14.339	7	1750m	1:46.406	3	14.363	
1875m	1:54.871	7			1875m	1:53.569	3		
2000m	2:02.098	6	14.351	8	2000m	2:00.743	3	14.337	
2125m	2:09.178	6			2125m	2:07.996	4		
2250m	2:16.292	6	14.194	9	2250m	2:15.036	3	14.293	
2375m	2:23.538	6			2375m	2:22.016	3		
2500m	2:30.689	6	14.397	10	2500m	2:28.946	3	13.910	
2625m	2:37.882	6			2625m	2:36.010	3		
2750m	2:45.064	6	14.375	11	2750m	2:42.933	3	13.987	
2875m	2:52.393	6			2875m	2:50.034	3		
3000m	2:59.590	6	14.526	12	3000m	2:57.035	3	14.102	
3125m	3:06.797	6			3125m	3:04.118	3		
3250m	3:14.055	6	14.465	13	3250m	3:11.202	3	14.167	
3375m	3:21.472	5			3375m	3:18.473	3		
3500m	3:28.651	5	14.596	14	3500m	3:25.622	3	14.420	
3625m	3:35.755	5			3625m	3:32.772	3		
3750m	3:42.876	5	14.225	15	3750m	3:39.874	3	14.252	
3875m	3:49.978	5			3875m	3:47.032	3		
4000m	3:57.261	5	14.385	16	4000m	3:54.205	3	14.331	

12-16 February 2025

Men's Team Pursuit / Poursuite par équipe hommes
Qualifying / Qualifications
Race Analysis / Analyse de la course

Heat 3				Heat 4				
Distance	UKR - Ukraine		Lap Time	Lap	Distance	ESP - Spain		Lap Time
	Time	Rank				Time	Rank	
125m	14.046	9			125m	13.514	7	
250m	21.997	9	21.997	1	250m	21.802	8	21.802
375m	29.472	9			375m	29.417	8	
500m	36.782	8	14.785	2	500m	36.884	9	15.082
625m	44.202	8			625m	44.409	9	
750m	51.514	8	14.732	3	750m	51.798	9	14.914
875m	58.911	8			875m	59.225	9	
1000m	1:06.444	8	14.930	4	1000m	1:06.444	8	14.646
1125m	1:14.172	9			1125m	1:13.701	8	
1250m	1:21.712	9	15.268	5	1250m	1:20.965	8	14.521
1375m	1:29.246	9			1375m	1:28.390	8	
1500m	1:36.797	9	15.085	6	1500m	1:35.618	8	14.653
1625m	1:44.438	9			1625m	1:42.869	8	
1750m	1:52.009	9	15.212	7	1750m	1:50.116	8	14.498
1875m	1:59.530	9			1875m	1:57.397	8	
2000m	2:07.011	9	15.002	8	2000m	2:04.674	8	14.558
2125m	2:14.555	9			2125m	2:12.105	8	
2250m	2:22.326	9	15.315	9	2250m	2:19.316	8	14.642
2375m	2:30.083	9			2375m	2:26.469	8	
2500m	2:37.959	9	15.633	10	2500m	2:33.615	8	14.299
2625m	2:45.953	9			2625m	2:40.721	8	
2750m	2:53.625	9	15.666	11	2750m	2:47.848	8	14.233
2875m	3:01.257	9			2875m	2:55.145	8	
3000m	3:08.924	9	15.299	12	3000m	3:02.339	8	14.491
3125m	3:16.853	9			3125m	3:09.777	7	
3250m	3:24.650	9	15.726	13	3250m	3:17.323	7	14.984
3375m	3:32.308	9			3375m	3:25.042	7	
3500m	3:39.957	9	15.307	14	3500m	3:32.510	7	15.187
3625m	3:47.861	9			3625m	3:40.061	7	
3750m	3:55.661	9	15.704	15	3750m	3:47.782	7	15.272
3875m	4:03.486	9			3875m	3:55.555	7	
4000m	4:11.318	9	15.657	16	4000m	4:03.368	7	15.586

12-16 February 2025

Men's Team Pursuit / Poursuite par équipe hommes
Qualifying / Qualifications
Race Analysis / Analyse de la course

Heat 5					Heat 6				
Distance	BEL - Belgium		Lap Time	Lap	Distance	FRA - France		Lap Time	
	Time	Rank				Time	Rank		
125m	13.392	3			125m	13.464	5		
250m	21.028	3	21.028	1	250m	21.208	5	21.208	
375m	28.112	3			375m	28.337	4		
500m	35.108	3	14.080	2	500m	35.347	4	14.139	
625m	42.226	3			625m	42.355	4		
750m	49.284	3	14.176	3	750m	49.534	5	14.187	
875m	56.442	4			875m	56.581	5		
1000m	1:03.632	4	14.348	4	1000m	1:03.701	5	14.167	
1125m	1:10.960	5			1125m	1:10.952	4		
1250m	1:18.117	4	14.485	5	1250m	1:18.155	5	14.454	
1375m	1:25.257	4			1375m	1:25.360	5		
1500m	1:32.328	4	14.211	6	1500m	1:32.660	5	14.505	
1625m	1:39.522	4			1625m	1:40.173	5		
1750m	1:46.563	4	14.235	7	1750m	1:47.516	6	14.856	
1875m	1:53.613	4			1875m	1:54.839	6		
2000m	2:00.856	4	14.293	8	2000m	2:02.165	7	14.649	
2125m	2:07.934	3			2125m	2:09.505	7		
2250m	2:15.076	4	14.220	9	2250m	2:16.735	7	14.570	
2375m	2:22.361	4			2375m	2:24.164	7		
2500m	2:29.850	4	14.774	10	2500m	2:31.612	7	14.877	
2625m	2:37.174	4			2625m	2:39.295	7		
2750m	2:44.462	4	14.612	11	2750m	2:46.784	7	15.172	
2875m	2:51.742	4			2875m	2:54.300	7		
3000m	2:59.168	5	14.706	12	3000m	3:01.947	7	15.163	
3125m	3:06.557	5			3125m	3:09.804	8		
3250m	3:13.972	5	14.804	13	3250m	3:17.692	8	15.745	
3375m	3:21.584	6			3375m	3:25.713	8		
3500m	3:28.865	6	14.893	14	3500m	3:33.865	8	16.173	
3625m	3:36.213	6			3625m	3:42.111	8		
3750m	3:43.743	6	14.878	15	3750m	3:50.500	8	16.635	
3875m	3:50.977	6			3875m	3:58.945	8		
4000m	3:58.322	6	14.579	16	4000m	4:07.547	8	17.047	

12-16 February 2025

Men's Team Pursuit / Poursuite par équipe hommes
Qualifying / Qualifications
Race Analysis / Analyse de la course

Heat 7					Heat 8				
Distance	ITA - Italy		Lap Time	Lap	Distance	GBR - Great Britain		Lap Time	
	Time	Rank				Time	Rank		
125m	13.448	4			125m	13.488	6		
250m	21.163	4	21.163	1	250m	21.328	6	21.328	
375m	28.410	5			375m	28.586	6		
500m	35.476	5	14.313	2	500m	35.545	6	14.217	
625m	42.729	6			625m	42.404	5		
750m	50.034	6	14.558	3	750m	49.356	4	13.811	
875m	57.355	6			875m	56.189	3		
1000m	1:04.738	7	14.704	4	1000m	1:03.115	2	13.759	
1125m	1:11.870	7			1125m	1:10.210	2		
1250m	1:18.939	6	14.201	5	1250m	1:17.165	2	14.050	
1375m	1:26.005	6			1375m	1:24.111	2		
1500m	1:33.104	6	14.165	6	1500m	1:31.018	2	13.853	
1625m	1:40.195	6			1625m	1:37.954	2		
1750m	1:47.348	5	14.244	7	1750m	1:44.945	2	13.927	
1875m	1:54.531	5			1875m	1:51.872	2		
2000m	2:01.770	5	14.422	8	2000m	1:58.829	2	13.884	
2125m	2:09.058	5			2125m	2:05.805	2		
2250m	2:16.236	5	14.466	9	2250m	2:12.920	2	14.091	
2375m	2:23.371	5			2375m	2:19.918	2		
2500m	2:30.668	5	14.432	10	2500m	2:26.910	2	13.990	
2625m	2:37.778	5			2625m	2:34.073	2		
2750m	2:44.845	5	14.177	11	2750m	2:41.105	2	14.195	
2875m	2:52.024	5			2875m	2:48.217	2		
3000m	2:59.049	4	14.204	12	3000m	2:55.266	2	14.161	
3125m	3:06.089	4			3125m	3:02.298	2		
3250m	3:13.183	4	14.134	13	3250m	3:09.308	2	14.042	
3375m	3:20.370	4			3375m	3:16.276	2		
3500m	3:27.523	4	14.340	14	3500m	3:23.226	2	13.918	
3625m	3:34.615	4			3625m	3:30.334	2		
3750m	3:41.635	4	14.112	15	3750m	3:37.301	2	14.075	
3875m	3:48.621	4			3875m	3:44.367	2		
4000m	3:55.760	4	14.125	16	4000m	3:51.578	2	14.277	

12-16 February 2025

Men's Team Pursuit / Poursuite par équipe hommes
Qualifying / Qualifications
Race Analysis / Analyse de la course

Heat 9

Distance	DEN - Denmark		Lap Time	Lap
	Time	Rank		
125m	13.227	2		
250m	20.932	2	20.932	1
375m	28.053	2		
500m	34.939	2	14.007	2
625m	41.753	2		
750m	48.716	1	13.777	3
875m	55.528	1		
1000m	1:02.339	1	13.623	4
1125m	1:09.146	1		
1250m	1:16.089	1	13.750	5
1375m	1:22.960	1		
1500m	1:29.905	1	13.816	6
1625m	1:36.908	1		
1750m	1:44.076	1	14.171	7
1875m	1:51.097	1		
2000m	1:58.098	1	14.022	8
2125m	2:05.053	1		
2250m	2:12.115	1	14.017	9
2375m	2:19.116	1		
2500m	2:26.233	1	14.118	10
2625m	2:33.171	1		
2750m	2:40.186	1	13.953	11
2875m	2:47.266	1		
3000m	2:54.452	1	14.266	12
3125m	3:01.831	1		
3250m	3:08.987	1	14.535	13
3375m	3:16.040	1		
3500m	3:23.028	1	14.041	14
3625m	3:29.934	1		
3750m	3:36.812	1	13.784	15
3875m	3:43.829	1		
4000m	3:50.991	1	14.179	16

12-16 February 2025

Communiqué no. 27

Men's Team Pursuit / Poursuite par équipe hommes
Qualifying / Qualifications
Start List / Liste de départ

Wed 12 Feb 2025 - Race distance: 4km

World Record	3:40.730 AUS - Australia	Saint-Quentin-en-Yvelines (FRA)	6 AUG 2024
---------------------	--------------------------	---------------------------------	------------

Heat	Race Number	NAT / Name	Time
1		POL - Poland	
	98	BANASZEK Alan	
	101	MAJEWSKI Kacper	
	102	MASLAK Piotr	
	106	RUDYK Bartosz	
2		SUI - Switzerland	
	133	BOGLI Noah	
	135	POOT Mats	
	137	TAPPEINER Pascal	
	138	VOGEL Alex	
3		UKR - Ukraine	
	141	CHYZHYKOV Heorhii	
	144	GLADYSH Roman	
	146	KOZORIZ Danylo	
	149	YAKOVLEV Daniil	
4		ESP - Spain	
	122	BENNASSAR ROSSELLO Joan Marti	
	123	GARAIAR PIKABEA Benat	
	125	MARTORELL HAGA Erik	
	127	NAVAS MARCHAL Alvaro	
5		BEL - Belgium	
	4	BERNARD Thibaut	
	5	CRABBE Tom	
	13	RAES Renzo	
	14	van GUCHT Yoran	
6		FRA - France	
	33	CHARRET Camille	
	37	HOUCOU Emmanuel	
	38	LARRONDE Ellande	
	39	MENANTEAU Lucas	

www.uec.ch

Report Created TUE 11 FEB 2025 17:46

Page 1/2



UEC Official Suppliers

12-16 February 2025

Communiqué no. 27

Men's Team Pursuit / Poursuite par équipe hommes
Qualifying / Qualifications
Start List / Liste de départ

Wed 12 Feb 2025 - Race distance: 4km

Heat	Race Number	NAT / Name	Time
7		ITA - Italy	_____
	72	BOSCARO Davide	
	73	FAVERO Renato	
	74	GALLI Niccolo	
	76	LAMON Francesco	
8		GBR - Great Britain	_____
	51	BRITTON Rhys	
	52	CHARLTON Josh	
	54	GILL Michael	
	55	HOBBS Alfred Bruce Noah	
9		DEN - Denmark	_____
	26	HANSEN Aagaard Tobias	
	28	LARSEN Niklas	
	29	LETH Norman Lasse	
	30	SKIVILD Juel Robin	

Progression rule:

The eight fastest teams will qualify and be matched in the First Round as follows:

The 6th fastest team against the 7th fastest team.

The 5th fastest team against the 8th fastest team.

The 2nd fastest team against the 3rd fastest team.

The fastest team against the 4th fastest team.

Note:

The composition of the teams may be subject to change up to 30 minutes before the start of the race.

www.uec.ch

Report Created TUE 11 FEB 2025 17:46

Page 2/2



UEC Official Suppliers

Men's Omnium / Omnium hommes

Final Classification / Classement final

Rank	Race Number	Name	NAT	Scratch Race 1/4	Tempo Race 2/4	Elimination Race 3/4	Sub Total Points	Points Race 6/4 (100 Laps - 25 Km)										Total Points			
								Sprint Points											Lap Points		Finish Order
								1	2	3	4	5	6	7	8	9	10		+	-	
GOLD	50	TEUTENBERG Tim Torn	GER	40 (1)	38 (2)	40 (1)	118 (1)	1	1	2	1	2			2			40	-	5	167
SILVER	28	LARSEN Niklas	DEN	38 (2)	28 (7)	36 (3)	102 (2)				5	3			5		10	40		1	165
BRONZE	91	HEIJNEN Philip	NED	28 (7)	36 (3)	34 (4)	98 (3)			3	2	1			3			40		17	147
4	8	de VYLDER Lindsay	BEL	26 (8)	34 (4)	22 (10)	82 (7)				3	5			1		4	40		3	135
5	110	ALVES OLIVEIRA Ivo Manuel	POR	20 (11)	16 (13)	14 (14)	50 (14)	5							3			60		21	118
6	150	SAVEKIN Ilya	AIN	18 (12)	40 (1)	24 (9)	82 (6)	2						5				20		6	109
7	83	VIVIANI Elia	ITA	16 (13)	32 (5)	38 (2)	86 (4)								1		2	20		13	109
8	21	KŘENEK Adam	CZE	34 (4)	30 (6)	20 (11)	84 (5)											20		18	104
9	55	HOBBS Alfred Bruce Noah	GBR	14 (14)	26 (8)	32 (5)	72 (8)				1				5			20		7	98
10	98	BANASZEK Alan	POL	24 (9)	18 (12)	26 (8)	68 (9)								2			20		19	90
11	138	VOGEL Alex	SUI	32 (5)	1 (21)	30 (6)	63 (11)		3											20	66
12	38	LARRONDE Ellande	FRA	36 (3)	22 (10)	6 (18)	64 (10)		5	5						1			20	9	57
13	65	DRIJVER Bertold	HUN	12 (15)	24 (9)	18 (12)	54 (13)													16	54
14	128	ROCA SIQUIER Joan	ESP	6 (18)	12 (15)	28 (7)	46 (15)										6			2	52
15	97	FELDMANN Karsten Larsen	NOR	30 (6)	14 (14)	16 (13)	60 (12)	3						3		3	2		20	4	51
16	1	KOKAS Raphael	AUT	22 (10)	4 (19)	12 (15)	38 (16)		2											8	40
17	114	CHREN Martin	SVK	4 (19)	2 (20)	2 (20)	8 (21)							1				20		14	29
18	149	YAKOVLEV Daniil	UKR	10 (16)	6 (18)	4 (19)	20 (19)										5			12	25
19	117	ERŽEN Žak	SLO	8 (17)	20 (11)	8 (17)	36 (17)												20	10	16
20	113	CRISTA Daniel	ROU	2 (20)	8 (17)	1 (21)	11 (20)													15	11
21	140	YILMAZ Ramazan	TUR	1 (21)	10 (16)	10 (16)	21 (18)												20	11	1
								Elapsed Time: 27:25 - Average Speed: 54.711km/h													

Communiqué approved by the Secretary of the Commissaires Panel:

Note:

Points scale for the first three races: 1st: 40 points, 2nd: 38 points, 3rd: 36 points, etc.

LEGEND

+ Points gained - Points lost nn (x) Points (Rank)

12-16 February 2025

Men's Omnium / Omnium hommes

Results Progression / Tableau de progression

Rank	Race Number	Name	NAT	Scrach Race 1/4		Tempo Race 2/4		Elimination Race 3/4		Points Race 4/4	
				Rank	Points	Rank	Points	Rank	Points	Points	
1	50	TEUTENBERG Tim Torn	GER	Race result:	1	40	2	38	1	40	49
				Overall:	1	40	1	78	1	118	167
2	28	LARSEN Niklas	DEN	Race result:	2	38	7	28	3	36	63
				Overall:	2	38	2	66	2	102	165
3	91	HEIJNEN Philip	NED	Race result:	7	28	3	36	4	34	49
				Overall:	7	28	3	64	3	98	147
4	8	de VYLDER Lindsay	BEL	Race result:	8	26	4	34	10	22	53
				Overall:	8	26	5	60	7	82	135
5	110	ALVES OLIVEIRA Ivo Manuel	POR	Race result:	11	20	13	16	14	14	68
				Overall:	11	20	13	36	14	50	118
6	150	SAVEKIN Ilya	AIN	Race result:	12	18	1	40	9	24	27
				Overall:	12	18	6	58	6	82	109
7	83	VIVIANI Elia	ITA	Race result:	13	16	5	32	2	38	23
				Overall:	13	16	8	48	4	86	109
8	21	KŘENEK Adam	CZE	Race result:	4	34	6	30	11	20	20
				Overall:	4	34	4	64	5	84	104
9	55	HOBBS Alfred Bruce Noah	GBR	Race result:	14	14	8	26	5	32	26
				Overall:	14	14	11	40	8	72	98
10	98	BANASZEK Alan	POL	Race result:	9	24	12	18	8	26	22
				Overall:	9	24	10	42	9	68	90
11	138	VOGEL Alex	SUI	Race result:	5	32	21	1	6	30	3
				Overall:	5	32	14	33	11	63	66
12	38	LARRONDE Ellande	FRA	Race result:	3	36	10	22	18	6	-7
				Overall:	3	36	7	58	10	64	57
13	65	DRIJVER Bertold	HUN	Race result:	15	12	9	24	12	18	
				Overall:	15	12	12	36	13	54	54
14	128	ROCA SIQUIER Joan	ESP	Race result:	18	6	15	12	7	28	6
				Overall:	18	6	17	18	15	46	52
15	97	FELDMANN Karsten Larsen	NOR	Race result:	6	30	14	14	13	16	-9
				Overall:	6	30	9	44	12	60	51
16	1	KOKAS Raphael	AUT	Race result:	10	22	19	4	15	12	2
				Overall:	10	22	16	26	16	38	40
17	114	CHREN Martin	SVK	Race result:	19	4	20	2	20	2	21
				Overall:	19	4	21	6	21	8	29
18	149	YAKOVLEV Daniil	UKR	Race result:	16	10	18	6	19	4	5
				Overall:	16	10	18	16	19	20	25
19	117	ERŽEN Žak	SLO	Race result:	17	8	11	20	17	8	-20
				Overall:	17	8	15	28	17	36	16
20	113	CRISTA Daniel	ROU	Race result:	20	2	17	8	21	1	
				Overall:	20	2	20	10	20	11	11
21	140	YILMAZ Ramazan	TUR	Race result:	21	1	16	10	16	10	-20
				Overall:	21	1	19	11	18	21	1

Note:
Points scale for the first three races: 1st: 40 points, 2nd: 38 points, 3rd: 36 points, etc.

Men's Omnium / Omnium hommes
Points Race 4/4 / Course aux points 4/4
Results / Résultats

Sat 15 Feb 2025 - Race distance: 100 laps (25km) with 10 sprints
Elapsed time: **27:25** Average Speed: **54.711km/h**

Rank	Race No.	Name	NAT	Sprint Number										Finish Order	Lap Points			Total Points		
				1	2	3	4	5	6	7	8	9	10		+	-	Balance			
1	110	ALVES OLIVEIRA Ivo Manuel	POR	5								3				21	60		60	68
2	28	LARSEN Niklas	DEN				5	3					5	10		1	40		40	63
3	8	de VYLDER Lindsay	BEL				3	5				1		4		3	40		40	53
4	50	TEUTENBERG Tim Torn	GER	1	1	2	1	2					2			5	40		40	49
5	91	HEIJNEN Philip	NED			3	2	1					3			17	40		40	49
6	150	SAVEKIN Ilya	AIN	2						5						6	20		20	27
7	55	HOBBS Alfred Bruce Noah	GBR			1						5				7	20		20	26
8	83	VIVIANI Elia	ITA									1		2		13	20		20	23
9	98	BANASZEK Alan	POL									2				19	20		20	22
10	114	CHREN Martin	SVK							1						14	20		20	21
11	21	KŘENEK Adam	CZE													18	20		20	20
12	128	ROCA SIQUIER Joan	ESP											6		2				6
13	149	YAKOVLEV Daniil	UKR										5			12				5
14	138	VOGEL Alex	SUI		3											20				3
15	1	KOKAS Raphael	AUT		2											8				2
16	113	CRISTA Daniel	ROU													15				0
17	65	DRIJVER Bertold	HUN													16				0
18	38	LARRONDE Ellande	FRA			5	5			2			1			9	20	-20		-7
19	97	FELDMANN Karsten Larsen	NOR	3						3			3	2		4	20	-20		-9
20	117	ERŽEN Žak	SLO													10	20	-20		-20
21	140	YILMAZ Ramazan	TUR													11	20	-20		-20

LEGEND

- Points lost + Points gained No. Number



12-16 February 2025

Communiqué no. 68

Men's Omnium / Omnium hommes
Points Race 4/4 / Course aux points 4/4
Start List / Liste de départ

Sat 15 Feb 2025 - Race distance: 100 laps (25km) with 10 sprints

Race Number	Name	NAT
At the fence		
50	TEUTENBERG Tim Torn	GER
91	HEIJNEN Philip	NED
21	KŘENEK Adam	CZE
8	de VYLDER Lindsay	BEL
98	BANASZEK Alan	POL
138	VOGEL Alex	SUI
65	DRIJVER Bertold	HUN
128	ROCA SIQUIER Joan	ESP
117	ERŽEN Žak	SLO
149	YAKOVLEV Daniil	UKR
114	CHREN Martin	SVK
At the blue band		
28	LARSEN Niklas	DEN
83	VIVIANI Elia	ITA
150	SAVEKIN Ilya	AIN
55	HOBBS Alfred Bruce Noah	GBR
38	LARRONDE Ellande	FRA
97	FELDMANN Karsten Larsen	NOR
110	ALVES OLIVEIRA Ivo Manuel	POR
1	KOKAS Raphael	AUT
140	YILMAZ Ramazan	TUR
113	CRISTA Daniel	ROU

12-16 February 2025

Communiqué no. 66

Men's Omnium / Omnium hommes
Elimination Race 3/4 / Course par élimination 3/4
Results / Résultats

Sat 15 Feb 2025

Elapsed time: **11:01**

Average Speed: **53.101km/h**

Rank	Race Number	Name	NAT
1	50	TEUTENBERG Tim Torn	GER
2	83	VIVIANI Elia	ITA
3	28	LARSEN Niklas	DEN
4	91	HEIJNEN Philip	NED
5	55	HOBBS Alfred Bruce Noah	GBR
6	138	VOGEL Alex	SUI
7	128	ROCA SIQUIER Joan	ESP
8	98	BANASZEK Alan	POL
9	150	SAVEKIN Ilya	AIN
10	8	de VYLDER Lindsay	BEL
11	21	KŘENEK Adam	CZE
12	65	DRIJVER Bertold	HUN
13	97	FELDMANN Karsten Larsen	NOR
14	110	ALVES OLIVEIRA Ivo Manuel	POR
15	1	KOKAS Raphael	AUT
16	140	YILMAZ Ramazan	TUR
17	117	ERŽEN Žak	SLO
18	38	LARRONDE Ellande	FRA
19	149	YAKOVLEV Daniil	UKR
20	114	CHREN Martin	SVK
21	113	CRISTA Daniel	ROU

12-16 February 2025

Communiqué no. 65

Men's Omnium / Omnium hommes
Elimination Race 3/4 / Course par élimination 3/4
Start List / Liste de départ

Sat 15 Feb 2025

Race Number	Name	NAT
At the fence		
50	TEUTENBERG Tim Torn	GER
91	HEIJNEN Philip	NED
8	de VYLDER Lindsay	BEL
38	LARRONDE Ellande	FRA
97	FELDMANN Karsten Larsen	NOR
55	HOBBS Alfred Bruce Noah	GBR
110	ALVES OLIVEIRA Ivo Manuel	POR
117	ERŽEN Žak	SLO
128	ROCA SIQUIER Joan	ESP
140	YILMAZ Ramazan	TUR
114	CHREN Martin	SVK
At the blue band		
28	LARSEN Niklas	DEN
21	KŘENEK Adam	CZE
150	SAVEKIN Ilya	AIN
83	VIVIANI Elia	ITA
98	BANASZEK Alan	POL
65	DRIJVER Bertold	HUN
138	VOGEL Alex	SUI
1	KOKAS Raphael	AUT
149	YAKOVLEV Daniil	UKR
113	CRISTA Daniel	ROU

12-16 February 2025

Communiqué no. 63

Men's Omnium / Omnium hommes
Tempo Race 2/4 / Course tempo 2/4
Results / Résultats

Sat 15 Feb 2025 - Race distance: 40 laps (10km)

Elapsed time: 10:40

Average Speed: 56.250km/h

Rank	Race Number	Name	NAT	Sprints Won	Lap Points			Finish Order	Total Points
					+	-	Balance		
1	150	SAVEKIN Ilya	AIN	2, 3, 4, 5, 6, 7, 8, 9, 10	20		20	18	29
2	50	TEUTENBERG Tim Torn	GER	24, 25, 33, 34, 35, 36	20		20	1	26
3	91	HEIJNEN Philip	NED	18, 19, 21, 26	20		20	13	24
4	8	de VYLDER Lindsay	BEL	22, 32	20		20	4	22
5	83	VIVIANI Elia	ITA	11, 15	20		20	16	22
6	21	KŘENEK Adam	CZE	27	20		20	2	21
7	28	LARSEN Niklas	DEN	31	20		20	3	21
8	55	HOBBS Alfred Bruce Noah	GBR	23	20		20	5	21
9	65	DRIJVER Bertold	HUN	13	20		20	10	21
10	38	LARRONDE Ellande	FRA	20	20		20	11	21
11	117	ERŽEN Žak	SLO	12	20		20	12	21
12	98	BANASZEK Alan	POL	28, 29				19	2
13	110	ALVES OLIVEIRA Ivo Manuel	POR	16, 30				20	2
14	97	FELDMANN Karsten Larsen	NOR	17				9	1
15	128	ROCA SIQUIER Joan	ESP	1				14	1
16	140	YILMAZ Ramazan	TUR	14	20	20	0	17	1
17	113	CRISTA Daniel	ROU					6	0
18	149	YAKOVLEV Daniil	UKR					7	0
19	1	KOKAS Raphael	AUT					8	0
20	114	CHREN Martin	SVK					15	0
21	138	VOGEL Alex	SUI					21	0

LEGEND

- Points lost + Points gained

12-16 February 2025

Communiqué no. 62

Men's Omnium / Omnium hommes
Tempo Race 2/4 / Course tempo 2/4
Start List / Liste de départ

Sat 15 Feb 2025 - Race distance: 40 laps (10km)

Race Number	Name	NAT
At the fence		
50	TEUTENBERG Tim Torn	GER
38	LARRONDE Ellande	FRA
138	VOGEL Alex	SUI
91	HEIJNEN Philip	NED
98	BANASZEK Alan	POL
110	ALVES OLIVEIRA Ivo Manuel	POR
83	VIVIANI Elia	ITA
65	DRIJVER Bertold	HUN
117	ERŽEN Žak	SLO
114	CHREN Martin	SVK
140	YILMAZ Ramazan	TUR
At the blue band		
28	LARSEN Niklas	DEN
21	KŘENEK Adam	CZE
97	FELDMANN Karsten Larsen	NOR
8	de VYLDER Lindsay	BEL
1	KOKAS Raphael	AUT
150	SAVEKIN Ilya	AIN
55	HOBBS Alfred Bruce Noah	GBR
149	YAKOVLEV Daniil	UKR
128	ROCA SIQUIER Joan	ESP
113	CRISTA Daniel	ROU

12-16 February 2025

Communiqué no. 60

Men's Omnium / Omnium hommes
Scratch Race 1/4 / Course scratch 1/4
Results / Résultats

Sat 15 Feb 2025 - Race distance: 40 laps (10km)

Elapsed time: **10:58**

Average Speed: **54.711km/h**

Rank	Race Number	Name	NAT	Comments
1	50	TEUTENBERG Tim Torn	GER	
2	28	LARSEN Niklas	DEN	
3	38	LARRONDE Ellande	FRA	
4	21	KŘENEK Adam	CZE	
5	138	VOGEL Alex	SUI	
6	97	FELDMANN Karsten Larsen	NOR	
7	91	HEIJNEN Philip	NED	
8	8	de VYLDER Lindsay	BEL	
9	98	BANASZEK Alan	POL	
10	1	KOKAS Raphael	AUT	
11	110	ALVES OLIVEIRA Ivo Manuel	POR	
12	150	SAVEKIN Ilya	AIN	
13	83	VIVIANI Elia	ITA	
14	55	HOBBS Alfred Bruce Noah	GBR	
15	65	DRIJVER Bertold	HUN	
16	149	YAKOVLEV Daniil	UKR	
17	117	ERŽEN Žak	SLO	
18	128	ROCA SIQUIER Joan	ESP	
19	114	CHREN Martin	SVK	
20	113	CRISTA Daniel	ROU	-1 Lap
21	140	YILMAZ Ramazan	TUR	-1 Lap

12-16 February 2025

Communiqué no. 59

Men's Omnium / Omnium hommes
Scratch Race 1/4 / Course scratch 1/4
Start List / Liste de départ

Sat 15 Feb 2025 - Race distance: 40 laps (10km)

Race Number	Name	NAT
At the fence		
1	KOKAS Raphael	AUT
8	de VYLDER Lindsay	BEL
150	SAVEKIN Ilya	AIN
50	TEUTENBERG Tim Torn	GER
91	HEIJNEN Philip	NED
98	BANASZEK Alan	POL
110	ALVES OLIVEIRA Ivo Manuel	POR
38	LARRONDE Ellande	FRA
140	YILMAZ Ramazan	TUR
114	CHREN Martin	SVK
149	YAKOVLEV Daniil	UKR
At the blue band		
21	KŘENEK Adam	CZE
113	CRISTA Daniel	ROU
83	VIVIANI Elia	ITA
55	HOBBS Alfred Bruce Noah	GBR
97	FELDMANN Karsten Larsen	NOR
117	ERŽEN Žak	SLO
28	LARSEN Niklas	DEN
128	ROCA SQUIER Joan	ESP
138	VOGEL Alex	SUI
65	DRIJVER Bertold	HUN

Men's Omnium / Omnium hommes
Qualifying Heat 2 / Qualifications série 2
Results / Résultats

Sat 15 Feb 2025 - Race distance: 60 laps (15km) with 6 sprints

Elapsed time: 17:14

Average Speed: 52.203km/h

Rank	Race No.	Name	NAT	Sprint Number						Finish Order	Lap Points			Total Points
				1	2	3	4	5	6		+	-	Balance	
1	21	KŘENEK Adam	CZE			5				11	20		20	25
2	113	CRISTA Daniel	ROU			3			10	1	20	20	0	13
3	83	VIVIANI Elia	ITA	3	2	1		5		7				11
4	55	HOBBS Alfred Bruce Noah	GBR		5				4	3				9
5	97	FELDMANN Karsten Larsen	NOR	1			5	3		10				9
6	117	ERŽEN Žak	SLO		3		2		2	4				7
7	28	LARSEN Niklas	DEN			2	1	2		5				5
8	128	ROCA SIQUIER Joan	ESP	5						9				5
9	138	VOGEL Alex	SUI	2			3			12				5
10	65	DRIJVER Bertold	HUN		1			1		8				2
11	85	KLIMAVIČIUS Nikolas	LTU						6	2		20	-20	-14
12	131	PORATH Hugo	SWE							6		20	-20	-20

Progression rule:

The last 2 starting riders will be eliminated.

LEGEND

- Points lost + Points gained No. Number

12-16 February 2025

Communiqué no. 143 Rectificatif 1

Men's Omnium / Omnium hommes
Qualifying Heat 2 / Qualifications série 2
Start List / Liste de départ

Sat 15 Feb 2025 - Race distance: 60 laps (15km) with 6 sprints

Race Number	Name	NAT
At the fence		
138	VOGEL Alex	SUI
28	LARSEN Niklas	DEN
55	HOBBS Alfred Bruce Noah	GBR
97	FELDMANN Karsten Larsen	NOR
83	VIVIANI Elia	ITA
131	PORATH Hugo	SWE
At the blue band		
21	KŘENEK Adam	CZE
113	CRISTA Daniel	ROU
65	DRIJVER Bertold	HUN
117	ERŽEN Žak	SLO
85	KLIMAVIČIUS Nikolas	LTU
128	ROCA SIQUIER Joan	ESP

Progression rule:

The last 2 starting riders will be eliminated.

Men's Omnium / Omnium hommes
Qualifying Heat 1 / Qualifications série 1
Results / Résultats

Sat 15 Feb 2025 - Race distance: 60 laps (15km) with 6 sprints

Elapsed time: 17:48

Average Speed: 50.541km/h

Rank	Race No.	Name	NAT	Sprint Number						Finish Order	Lap Points			Total Points	
				1	2	3	4	5	6		+	-	Balance		
1	1	KOKAS Raphael	AUT		1				5		10				6
2	8	de VYLDER Lindsay	BEL		5						5				5
3	150	SAVEKIN Ilya	AIN		2				3		7				5
4	50	TEUTENBERG Tim Torn	GER	5							11				5
5	91	HEIJNEN Philip	NED	2			1	2			12				5
6	98	BANASZEK Alan	POL	3							6				3
7	110	ALVES OLIVEIRA Ivo Manuel	POR		3						13				3
8	38	LARRONDE Ellande	FRA	1							8				1
9	140	YILMAZ Ramazan	TUR			5	5		10		1		20	-20	0
10	114	CHREN Martin	SVK								9				0
11	149	YAKOVLEV Daniil	UKR			3	3		6		2		20	-20	-8
12	67	KEINAN Amit	ISR			2	2	1	2		4		20	-20	-13
13	84	KORNILOVS Vitalijs	LAT			1			4		3		20	-20	-15

Progression rule:

The last 2 starting riders will be eliminated.

LEGEND

- Points lost + Points gained No. Number

12-16 February 2025

Communiqué no. 141

Men's Omnium / Omnium hommes
Qualifying Heat 1 / Qualifications série 1
Start List / Liste de départ

Sat 15 Feb 2025 - Race distance: 60 laps (15km) with 6 sprints

Race Number	Name	NAT
At the fence		
8	de VYLDER Lindsay	BEL
114	CHREN Martin	SVK
1	KOKAS Raphael	AUT
67	KEINAN Amit	ISR
140	YILMAZ Ramazan	TUR
38	LARRONDE Ellande	FRA
149	YAKOVLEV Daniil	UKR
At the blue band		
50	TEUTENBERG Tim Torn	GER
91	HEIJNEN Philip	NED
98	BANASZEK Alan	POL
84	KORNILOVS Vitalijs	LAT
110	ALVES OLIVEIRA Ivo Manuel	POR
150	SAVEKIN Ilya	AIN

Progression rule:

The last 2 starting riders will be eliminated.

12-16 February 2025

Communiqué no. 80

Men's Madison / Madison hommes

Results / Résultats

Sun 16 Feb 2025 - Race distance: 200 laps (50km) with 20 sprints

Elapsed time: 51:19 Average Speed: 58.461km/h

Rank	Race Number	NAT Name	Sprint Number																				Lap Points			Finish Order	Points		
			1	2	3	4	5	6	7	8	9	10	11	12	13	14	15	16	17	18	19	20	+	-	Balance				
GOLD	8	NED - Netherlands	5				3	3						5	5		5	2	3	5		3			80		80	6	119
		Black DORENBOS Yanne																											
		Red HOPPEZAK Vincent																											
SILVER	1	GER - Germany		1		5	2	2	3	5	5		2	2	5	3	1	2	2	5					60		60	14	105
		Black KLUGE Roger																											
		Red TEUTENBERG Tim Torn																											
BRONZE	3	POR - Portugal		2	1	3	5	1		1	2	5	1		2	1	5		1	3	1	2		60		60	4	96	
		Black ALVES OLIVEIRA Ivo																											
		Red ALVES OLIVEIRA Rui Filipe																											
4	2	DEN - Denmark				2				3				3					1	3	1	2		60		60	9	75	
		Black HANSEN Aagaard Tobias																											
		Red LARSEN Niklas																											
5	5	GBR - Great Britain	2					5		2												5		60		60	7	74	
		Black PERRETT William																											
		Red WALLS Matthew																											
6	4	BEL - Belgium		3	5	1	1					3	3	1	3		3	5					4	40		40	3	72	
		Black de VYLDER Lindsay																											
		Red VANDENBRANDEN Noah																											
7	7	FRA - France			3											2					2	6	20		20	2	33		
		Black BESNIER Erwan																											
		Red PETIT Clement																											
8	13	POL - Poland			2							2			1													11	5
		Black PROKOPYSZYN Filip																											
		Red PSZCZOLARSKI Wojciech																											
9	12	AUT - Austria	1						1	1	1												10		20	-20	1	-6	
		Black SCHMIDBAUER Maximilian																											
		Red WAFLER Tim																											
10	6	ITA - Italy		5					5																20	-20	5	-10	
		Black STELLA Davide																											
		Red SIERRA Juan David																											
11	9	ESP - Spain	3																						20	-20	8	-17	
		Black NAVAS MARCHAL Alvaro																											
		Red ROCA SIQUIER Joan																											
12	10	CZE - Czechia																							20	-20	13	-20	
		Black KOBLIŽEK Matyáš																											
		Red KŘENEK Adam																											
13	11	SUI - Switzerland							2	3															40	-40	12	-35	
		Black CONSTANT Matteo																											
		Red TAPPEINER Pascal																											
14	15	UKR - Ukraine																							60	-60	10	-60	
		Black CHYZHYKOV Heorhii																											
		Red YAKOVLEV Daniil																											
15	17	SVK - Slovakia																							40	-40		DNF	
		Black JURIK Martin																											
		Red ROVDER Pavol																											



12-16 February 2025

Communiqué no. 79 Rectificatif 2

Men's Madison / Madison hommes

Start List / Liste de départ

Sun 16 Feb 2025 - Race distance: 200 laps (50km) with 20 sprints

Race Number	NAT	Colour	Name
At the fence			
1	GER - Germany	BLACK RED	KLUGE Roger TEUTENBERG Tim Torn
3	POR - Portugal	BLACK RED	ALVES OLIVEIRA Ivo Manuel ALVES OLIVEIRA Rui Filipe
5	GBR - Great Britain	BLACK RED	PERRETT William WALLS Matthew
7	FRA - France	BLACK RED	BESNIER Erwan PETIT Clement
9	ESP - Spain	BLACK RED	NAVAS MARCHAL Alvaro ROCA SIQUIER Joan
11	SUI - Switzerland	BLACK RED	CONSTANT Matteo TAPPEINER Pascal
13	POL - Poland	BLACK RED	PROKOPYSZYN Filip PSZCZOLARSKI Wojciech
15	UKR - Ukraine	BLACK RED	CHYZHYKOV Heorhii YAKOVLEV Daniil
17	SVK - Slovakia	BLACK RED	JURIK Martin ROVDER Pavol
At the blue band			
2	DEN - Denmark	BLACK RED	HANSEN Aagaard Tobias LARSEN Niklas
4	BEL - Belgium	BLACK RED	de VYLDER Lindsay VANDENBRANDEN Noah
6	ITA - Italy	BLACK RED	STELLA Davide SIERRA Juan David
8	NED - Netherlands	BLACK RED	DORENBOS Yanne HOPPEZAK Vincent
10	CZE - Czechia	BLACK RED	KOBLIŽEK Matyaš KŘENEK Adam
12	AUT - Austria	BLACK RED	SCHMIDBAUER Maximilian WAFLEER Tim

www.uec.ch

Report Created SUN 16 FEB 2025 16:20

Page 1/2



UEC Official Suppliers

12-16 February 2025

Communiqué no. 79 Rectificatif 2

Men's Madison / Madison hommes

Start List / Liste de départ

Sun 16 Feb 2025 - Race distance: 200 laps (50km) with 20 sprints

Race Number	NAT	Colour	Name
14	ISR - Israel	BLACK RED	LOGINOV Vladyslav YOGEV Alon
16	SLO - Slovenia	BLACK RED	ERŽEN Žak PETERLIN Nejc
18	TUR - Türkiye	BLACK RED	TARAKCI Mustafa YILMAZ Ramazan

12-16 February 2025

Communiqué no. 40 Rectificatif 1

Men's Points Race / Course aux points hommes

Results / Résultats

Thu 13 Feb 2025 - Race distance: 160 laps (40km) with 16 sprints

Elapsed time: 43:41

Average Speed: 54.941km/h

Rank	Race No.	Name	NAT	Sprint Number																Finish Order	Lap Points			Total Points
				1	2	3	4	5	6	7	8	9	10	11	12	13	14	15	16		+	-	Balance	
1	112	LEITAO Iuri	POR	5	5	5	5	5	2	2	5	1	1	5	5	2	3	6	2	100		100	157	
2	89	DORENBOS Yanne	NED			3			1					3	3			4	3	100		100	114	
3	6	de BUYST Jasper	BEL				1	3	3	3		5	5			3	3		7	80		80	106	
4	41	PETIT Clement	FRA						5	5		3				5	5		10	80		80	103	
5	20	KOBLIŽEK Matyaš	CZE		3						1							2	14	80		80	86	
6	104	PSZCZOLARSKI Wojciech	POL				3						2					2	4	40		40	47	
7	47	KLUGE Roger	GER	2												5		20	40		40	47		
8	136	RUEGG Lukas	SUI		1					1	2				1	1			6	40		40	46	
9	81	SIERRA Juan David	ITA			2		1				2	3					10	1	20		20	38	
10	119	PETERLIN Nejc	SLO	3										2					13	20		20	25	
11	150	SAVEKIN Ilya	AIN								3								8	20		20	23	
12	70	YOGEV Alon	ISR													2			19	20		20	22	
13	61	WALLS Matthew	GBR				2	2					1				1		5				6	
14	65	DRIJVER Bertold	HUN		2													1	17	20	20	0	3	
15	1	KOKAS Raphael	AUT	1															15				1	
16	128	ROCA SIQUIER Joan	ESP																11				0	
17	114	CHREN Martin	SVK																18				0	
18	113	CRISTA Daniel	ROU			1											2		21		20	-20	-17	
19	27	HAUGSTED Conrad	DEN																9		20	-20	-20	
20	141	CHYZHYKOV Heorhii	UKR																12		20	-20	-20	
21	130	JOHANSSON Gustav	SWE																16		20	-20	-20	
22	85	KLIMAVIČIUS Nikolas	LTU																		40	-40	DNF	
	139	TARAKCI Mustafa	TUR																		40	-40	ABD	

LEGEND

- Points lost + Points gained DNF Did Not Finish No. Number



12-16 February 2025

Communiqué no. 39

Men's Points Race / Course aux points hommes
Final / Finale
Start List / Liste de départ

Thu 13 Feb 2025 - Race distance: 160 laps (40km) with 16 sprints

Race Number	Name	NAT
At the fence		
114	CHREN Martin	SVK
130	JOHANSSON Gustav	SWE
1	KOKAS Raphael	AUT
65	DRIJVER Bertold	HUN
20	KOBLIŽEK Matyaš	CZE
104	PSZCZOLARSKI Wojciech	POL
136	RUEGG Lukas	SUI
27	HAUGSTED Conrad	DEN
85	KLIMAVIČIUS Nikolas	LTU
141	CHYZHYKOV Heorhii	UKR
128	ROCA SIQUIER Joan	ESP
150	SAVEKIN Ilya	AIN
At the blue band		
112	LEITAO Iuri	POR
113	CRISTA Daniel	ROU
89	DORENBOS Yanne	NED
41	PETIT Clement	FRA
70	YOGEV Alon	ISR
47	KLUGE Roger	GER
81	SIERRA Juan David	ITA
61	WALLS Matthew	GBR
119	PETERLIN Nejc	SLO
139	TARAKCI Mustafa	TUR
6	de BUYST Jasper	BEL

Men's Scratch Race / Course scratch hommes

Results / Résultats

Fri 14 Feb 2025 - Race distance: 40 laps (10km)

Elapsed time: 11:24

Average Speed: 52.632km/h

Rank	Race Number	Name	NAT	Comments
GOLD	112	LEITAO Iuri	POR	
SILVER	92	HOPPEZAK Vincent	NED	
BRONZE	60	TIDBALL William	GBR	-1 Lap
4	103	PROKOPYSZYN Filip	POL	-1 Lap
5	46	KESSELER Bruno	GER	-1 Lap
6	114	CHREN Martin	SVK	-1 Lap
7	65	DRIJVER Bertold	HUN	-1 Lap
8	3	WAFLEER Tim	AUT	-1 Lap
9	97	FELDMANN Karsten Larsen	NOR	-1 Lap
10	127	NAVAS MARCHAL Alvaro	ESP	-1 Lap
11	135	POOT Mats	SUI	-1 Lap
12	24	VONEŠ Jan	CZE	-1 Lap
13	82	STELLA Davide	ITA	-1 Lap
14	140	YILMAZ Ramazan	TUR	-1 Lap
15	68	LOGINOV Vladyslav	ISR	-1 Lap
16	39	MENANTEAU Lucas	FRA	-1 Lap
17	26	HANSEN Aagaard Tobias	DEN	-1 Lap
18	113	CRISTA Daniel	ROU	-1 Lap
19	145	HRYNIV Vitaliy	UKR	-1 Lap
20	130	JOHANSSON Gustav	SWE	-1 Lap
21	118	MURN Vid	SLO	-1 Lap
22	151	SKORNIKOV Grigori	AIN	-1 Lap
23	85	KLIMAVIČIUS Nikolas	LTU	-1 Lap
24	9	DENS Tuur	BEL	-1 Lap

12-16 February 2025

Communiqué no. 53

Men's Scratch Race / Course scratch hommes
Final / Finale
Start List / Liste de départ

Fri 14 Feb 2025 - Race distance: 40 laps (10km)

Race Number	Name	NAT
-------------	------	-----

At the fence

112	LEITAO Iuri	POR
26	HANSEN Aagaard Tobias	DEN
114	CHREN Martin	SVK
113	CRISTA Daniel	ROU
145	HRYNIV Vitaliy	UKR
68	LOGINOV Vladyslav	ISR
92	HOPPEZAK Vincent	NED
97	FELDMANN Karsten Larsen	NOR
9	DENS Tuur	BEL
85	KLIMAVIČIUS Nikolas	LTU
118	MURN Vid	SLO
82	STELLA Davide	ITA

At the blue band

3	WAFLE Tim	AUT
103	PROKOPYSZYN Filip	POL
130	JOHANSSON Gustav	SWE
24	VONEŠ Jan	CZE
65	DRIJVER Bertold	HUN
60	TIDBALL William	GBR
127	NAVAS MARCHAL Alvaro	ESP
135	POOT Mats	SUI
140	YILMAZ Ramazan	TUR
46	KESSLER Bruno	GER
39	MENANTEAU Lucas	FRA
151	SKORNIKOV Grigorii	AIN

12-16 February 2025

Communiqué no. 38

Men's 1Km Time Trial / 1Km Contre la montre hommes

Final Classification / Classement final

Thu 13 Feb 2025

World Record 55.433 HOOGLAND Jeffrey NED Aguascalientes (MEX) 31 OCT 2023

Rank	Race Number	Name	NAT	250m	500m 250-500	750m 500-750	Time 750-1000	Average Speed km/h
GOLD	1	71 BIANCHI Matteo	ITA	18.715 (4)	31.834 (1) 13.119 (1)	45.359 (1) 13.525 (1)	59.965 14.606 (2)	60.035
SILVER	2	44 DORNBACH Maximilian	GER	18.967 (6)	32.294 (7) 13.327 (4)	45.859 (3) 13.565 (2)	1:00.390 14.531 (1)	59.613
BRONZE	3	22 PETERKA David	CZE	18.574 (1)	32.053 (4) 13.479 (8)	45.981 (5) 13.928 (4)	1:01.018 15.037 (3)	58.999
	4	93 KOOL Daan	NED	18.630 (3)	32.032 (3) 13.402 (6)	46.008 (6) 13.976 (6)	1:01.125 15.117 (4)	58.896
	5	99 BEDNAREK Elias	POL	18.978 (7)	32.128 (5) 13.150 (2)	45.955 (4) 13.827 (3)	1:01.201 15.246 (5)	58.823
	6	45 HACKMANN Henric	GER	18.594 (2)	31.860 (2) 13.266 (3)	45.816 (2) 13.956 (5)	1:01.244 15.428 (6)	58.781
	7	77 MINUTA Stefano	ITA	18.847 (5)	32.188 (6) 13.341 (5)	46.338 (7) 14.150 (8)	1:02.118 15.780 (8)	57.954
	8	18 HYTYCH Matěj	CZE	19.152 (8)	32.567 (8) 13.415 (7)	46.675 (8) 14.108 (7)	1:02.153 15.478 (7)	57.922
	9	124 JIMENEZ ELIZONDO Ekain	ESP					
	10	40 OLIVIERO Etienne	FRA					
	11	126 MORENO SANCHEZ Jose	ESP					
	12	112 LEITAO Iuri	POR					
	13	53 CRAIG Lyall	GBR					
	14	59 RADFORD Charles Harry	GBR					
	15	87 VADAPALAS Eimantas	LTU					
	16	120 ŽALAR Eduard	SLO					
	17	31 WULFF Noah	DEN					

www.uec.ch

Report Created THU 13 FEB 2025 21:02

Page 1/2



UEC Official Suppliers

12-16 February 2025

Communiqué no. 38

Men's 1Km Time Trial / 1Km Contre la montre hommes

Final Classification / Classement final

Thu 13 Feb 2025

Rank	Race Number	Name	NAT	250m	500m 250-500	750m 500-750	Time 750-1000	Average Speed km/h
18	11	MAGDELIJNS Wannes	BEL					
19	144	GLADYSH Roman	UKR					
20	16	VERHOEVEN Mathijs	BEL					
21	148	VARHARAKYN Valentyn	UKR					

www.uec.ch

Report Created THU 13 FEB 2025 21:02

Page 2/2



UEC Official Suppliers

12-16 February 2025

Men's 1Km Time Trial / 1Km Contre la montre hommes
Final / Finale
Race Analysis / Analyse de la course

Heat 1					Heat 2				
77 MINUTA Stefano - ITA					18 HYTYCH Matěj - CZE				
Distance	Time	Rank	Lap Time	Lap	Distance	Time	Rank	Lap Time	Lap
125m	11.831	6			125m	11.933	7		
250m	18.847	5	18.847	1	250m	19.152	8	19.152	
375m	25.520	5			375m	25.843	8		
500m	32.188	6	13.341	2	500m	32.567	8	13.415	
625m	39.078	7			625m	39.476	8		
750m	46.338	7	14.150	3	750m	46.675	8	14.108	
875m	54.026	7			875m	54.229	8		
1000m	1:02.118	7	15.780	4	1000m	1:02.153	8	15.478	

Heat 3					Heat 4				
99 BEDNAREK Eliasz - POL					45 HACKMANN Henric - GER				
Distance	Time	Rank	Lap Time	Lap	Distance	Time	Rank	Lap Time	Lap
125m	11.940	8			125m	11.614	2		
250m	18.978	7	18.978	1	250m	18.594	2	18.594	
375m	25.569	6			375m	25.203	1		
500m	32.128	5	13.150	2	500m	31.860	2	13.266	
625m	38.881	3			625m	38.689	2		
750m	45.955	4	13.827	3	750m	45.816	2	13.956	
875m	53.356	5			875m	53.295	3		
1000m	1:01.201	5	15.246	4	1000m	1:01.244	6	15.428	

Heat 5					Heat 6				
93 KOOL Daan - NED					22 PETERKA David - CZE				
Distance	Time	Rank	Lap Time	Lap	Distance	Time	Rank	Lap Time	Lap
125m	11.637	3			125m	11.564	1		
250m	18.630	3	18.630	1	250m	18.574	1	18.574	
375m	25.319	4			375m	25.262	2		
500m	32.032	3	13.402	2	500m	32.053	4	13.479	
625m	38.903	4			625m	38.935	5		
750m	46.008	6	13.976	3	750m	45.981	5	13.928	
875m	53.418	6			875m	53.322	4		
1000m	1:01.125	4	15.117	4	1000m	1:01.018	3	15.037	

Heat 7					Heat 8				
44 DORNBACH Maximilian - GER					71 BIANCHI Matteo - ITA				
Distance	Time	Rank	Lap Time	Lap	Distance	Time	Rank	Lap Time	Lap
125m	11.804	5			125m	11.659	4		
250m	18.967	6	18.967	1	250m	18.715	4	18.715	
375m	25.686	7			375m	25.277	3		
500m	32.294	7	13.327	2	500m	31.834	1	13.119	
625m	38.992	6			625m	38.480	1		
750m	45.859	3	13.565	3	750m	45.359	1	13.525	
875m	52.983	2			875m	52.499	1		
1000m	1:00.390	2	14.531	4	1000m	59.965	1	14.606	

12-16 February 2025

Communiqué no. 37

Men's 1Km Time Trial / 1Km Contre la montre hommes
Final / Finale
Start List / Liste de départ

Thu 13 Feb 2025 - Race distance: 1000m

World Record	55.433 HOOGLAND Jeffrey	NED Aguascalientes (MEX)	31 OCT 2023
--------------	-------------------------	--------------------------	-------------

Order	Race Number	Name	NAT	Time
1	77	MINUTA Stefano	ITA	_____
2	18	HYTYCH Matěj	CZE	_____
3	99	BEDNAREK Elias	POL	_____
4	45	HACKMANN Henric	GER	_____
5	93	KOOL Daan	NED	_____
6	22	PETERKA David	CZE	_____
7	44	DORNBACH Maximilian	GER	_____
8	71	BIANCHI Matteo	ITA	_____

12-16 February 2025

Communiqué no. 36 Rectificatif 1

Men's 1Km Time Trial / 1Km Contre la montre hommes
Qualifying / Qualifications
Results / Résultats

Thu 13 Feb 2025

World Record 55.433 HOOGLAND Jeffrey NED Aguascalientes (MEX) 31 OCT 2023

Rank	Race Number	Name	NAT	250m	500m 250-500	750m 500-750	Time 750-1000	Average Speed km/h	
1	71	BIANCHI Matteo	ITA	18.638 (5)	31.728 (2) 13.090 (2)	45.212 (2) 13.484 (2)	59.915 14.703 (4)	60.085	Q
2	44	DORNBACH Maximilian	GER	19.189 (14)	32.486 (11) 13.297 (6)	45.964 (5) 13.478 (1)	1:00.323 14.359 (2)	59.679	Q
3	22	PETERKA David	CZE	18.700 (6)	32.012 (3) 13.312 (8)	45.679 (3) 13.667 (3)	1:00.513 14.834 (7)	59.491	Q
4	93	KOOL Daan	NED	18.811 (7)	32.151 (6) 13.340 (9)	45.939 (4) 13.788 (4)	1:00.708 14.769 (6)	59.300	Q
5	45	HACKMANN Henric	GER	18.324 (3)	31.349 (1) 13.025 (1)	45.184 (1) 13.835 (5)	1:00.758 15.574 (14)	59.251	Q
6	99	BEDNAREK Elias	POL	19.022 (10)	32.231 (8) 13.209 (4)	46.130 (7) 13.899 (6)	1:01.342 15.212 (10)	58.687	Q
7	18	HYTYCH Matěj	CZE	18.917 (8)	32.099 (4) 13.182 (3)	46.044 (6) 13.945 (8)	1:01.551 15.507 (13)	58.488	Q
8	77	MINUTA Stefano	ITA	18.954 (9)	32.255 (10) 13.301 (7)	46.179 (8) 13.924 (7)	1:01.618 15.439 (12)	58.424	Q
9	124	JIMENEZ ELIZONDO Ekain	ESP	19.132 (13)	32.663 (14) 13.531 (11)	46.708 (9) 14.045 (11)	1:01.932 15.224 (11)	58.128	
10	40	OLIVIERO Etienne	FRA	19.994 (17)	33.642 (16) 13.648 (12)	47.672 (14) 14.030 (10)	1:02.369 14.697 (3)	57.721	
11	126	MORENO SANCHEZ Jose	ESP	19.115 (12)	32.616 (13) 13.501 (10)	46.860 (10) 14.244 (14)	1:02.441 15.581 (15)	57.654	
12	112	LEITAO Iuri	POR	20.291 (18)	34.495 (18) 14.204 (18)	48.441 (17) 13.946 (9)	1:02.719 14.278 (1)	57.399	
13	53	CRAIG Lyall	GBR	19.218 (15)	32.514 (12) 13.296 (5)	46.907 (11) 14.393 (15)	1:03.108 16.201 (16)	57.045	
14	59	RADFORD Charles Harry	GBR	18.526 (4)	32.232 (9) 13.706 (13)	47.260 (12) 15.028 (18)	1:03.885 16.625 (19)	56.351	
15	87	VADAPALAS Eimantas	LTU	19.038 (11)	32.913 (15) 13.875 (14)	47.759 (16) 14.846 (17)	1:04.146 16.387 (18)	56.122	
16	120	ŽALAR Eduard	SLO	20.742 (19)	34.883 (19) 14.141 (17)	49.070 (18) 14.187 (12)	1:04.215 15.145 (9)	56.062	
17	31 w	WULFF Noah	DEN	21.039 (21)	35.375 (20) 14.336 (19)	49.582 (19) 14.207 (13)	1:04.326 14.744 (5)	55.965	

www.uec.ch

Report Created THU 13 FEB 2025 14:53

Page 1/2



UEC Official Suppliers

12-16 February 2025

Communiqué no. 36 Rectificatif 1

Men's 1Km Time Trial / 1Km Contre la montre hommes
Qualifying / Qualifications
Results / Résultats

Thu 13 Feb 2025

Rank	Race Number	Name	NAT	250m	500m 250-500	750m 500-750	Time 750-1000	Average Speed km/h
18	11	MAGDELIJNS Wannes	BEL	18.227 (2)	32.208 (7) 13.981 (15)	47.614 (13) 15.406 (19)	1:04.956 17.342 (20)	55.422
19	144	GLADYSH Roman	UKR	20.906 (20)	35.450 (21) 14.544 (20)	50.000 (20) 14.550 (16)	1:05.079 15.079 (8)	55.317
20	16	VERHOEVEN Mathijs	BEL	18.039 (1)	32.114 (5) 14.075 (16)	47.674 (15) 15.560 (20)	1:05.242 17.568 (21)	55.179
21	148	VARHARAKYN Valentyn	UKR	19.571 (16)	34.422 (17) 14.851 (21)	50.089 (21) 15.667 (21)	1:06.331 16.242 (17)	54.273

Progression rule:

Top 8 riders qualify for final.

LEGEND

Q Qualified **w** Warning

www.uec.ch

Report Created THU 13 FEB 2025 14:53

Page 2/2



UEC Official Suppliers

12-16 February 2025

Men's 1Km Time Trial / 1Km Contre la montre hommes
Qualifying / Qualifications
Race Analysis / Analyse de la course

Heat 1

11 MAGDELIJNS Wannes - BEL				Lap	
Distance	Time	Rank	Lap Time		
125m	11.161	2			125m
250m	18.227	2	18.227	1	250m
375m	25.108	3			375m
500m	32.208	7	13.981	2	500m
625m	39.685	14			625m
750m	47.614	13	15.406	3	750m
875m	56.051	16			875m
1000m	1:04.956	18	17.342	4	1000m

Heat 2

112 LEITAO Iuri - POR				Lap	31 WULFF Noah - DEN			
Distance	Time	Rank	Lap Time		Distance	Time	Rank	Lap Time
125m	12.817	18			125m	13.136	20	
250m	20.291	18	20.291	1	250m	21.039	21	21.039
375m	27.456	18			375m	28.291	21	
500m	34.495	18	14.204	2	500m	35.375	20	14.336
625m	41.449	17			625m	42.432	20	
750m	48.441	17	13.946	3	750m	49.582	19	14.207
875m	55.518	14			875m	56.870	19	
1000m	1:02.719	12	14.278	4	1000m	1:04.326	17	14.744

Heat 3

16 VERHOEVEN Mathijs - BEL				Lap	144 GLADYSH Roman - UKR			
Distance	Time	Rank	Lap Time		Distance	Time	Rank	Lap Time
125m	11.035	1			125m	13.193	21	
250m	18.039	1	18.039	1	250m	20.906	20	20.906
375m	24.944	2			375m	28.217	20	
500m	32.114	5	14.075	2	500m	35.450	21	14.544
625m	39.644	13			625m	42.708	21	
750m	47.674	15	15.560	3	750m	50.000	20	14.550
875m	56.223	17			875m	57.474	20	
1000m	1:05.242	20	17.568	4	1000m	1:05.079	19	15.079

Heat 4

22 PETERKA David - CZE				Lap	40 OLIVIERO Etienne - FRA			
Distance	Time	Rank	Lap Time		Distance	Time	Rank	Lap Time
125m	11.654	6			125m	12.786	17	
250m	18.700	6	18.700	1	250m	19.994	17	19.994
375m	25.329	6			375m	26.844	16	
500m	32.012	3	13.312	2	500m	33.642	16	13.648
625m	38.763	3			625m	40.569	16	
750m	45.679	3	13.667	3	750m	47.672	14	14.030
875m	52.903	3			875m	54.932	12	
1000m	1:00.513	3	14.834	4	1000m	1:02.369	10	14.697

12-16 February 2025

Men's 1Km Time Trial / 1Km Contre la montre hommes
Qualifying / Qualifications
Race Analysis / Analyse de la course

Heat 5

18 HYTYCH Matěj - CZE					120 ŽALAR Eduard - SLO				
Distance	Time	Rank	Lap Time	Lap	Distance	Time	Rank	Lap Time	Lap
125m	11.823	9			125m	13.082	19		
250m	18.917	8	18.917	1	250m	20.742	19	20.742	
375m	25.495	8			375m	27.930	19		
500m	32.099	4	13.182	2	500m	34.883	19	14.141	
625m	38.911	4			625m	41.892	18		
750m	46.044	6	13.945	3	750m	49.070	18	14.187	
875m	53.586	7			875m	56.496	18		
1000m	1:01.551	7	15.507	4	1000m	1:04.215	16	15.145	

Heat 6

93 KOOL Daan - NED					53 CRAIG Lyall - GBR				
Distance	Time	Rank	Lap Time	Lap	Distance	Time	Rank	Lap Time	Lap
125m	11.799	8			125m	12.173	16		
250m	18.811	7	18.811	1	250m	19.218	15	19.218	
375m	25.493	7			375m	25.827	11		
500m	32.151	6	13.340	2	500m	32.514	12	13.296	
625m	38.945	5			625m	39.525	10		
750m	45.939	4	13.788	3	750m	46.907	11	14.393	
875m	53.195	5			875m	54.768	11		
1000m	1:00.708	4	14.769	4	1000m	1:03.108	13	16.201	

Heat 7

77 MINUTA Stefano - ITA					148 VARHARAKYN Valentyn - UKR				
Distance	Time	Rank	Lap Time	Lap	Distance	Time	Rank	Lap Time	Lap
125m	11.984	14			125m	12.078	15		
250m	18.954	9	18.954	1	250m	19.571	16	19.571	
375m	25.619	9			375m	26.908	17		
500m	32.255	10	13.301	2	500m	34.422	17	14.851	
625m	39.059	7			625m	42.146	19		
750m	46.179	8	13.924	3	750m	50.089	21	15.667	
875m	53.697	8			875m	58.125	21		
1000m	1:01.618	8	15.439	4	1000m	1:06.331	21	16.242	

Heat 8

124 JIMENEZ ELIZONDO Ekain - ESP					45 HACKMANN Henric - GER				
Distance	Time	Rank	Lap Time	Lap	Distance	Time	Rank	Lap Time	Lap
125m	11.933	11			125m	11.474	3		
250m	19.132	13	19.132	1	250m	18.324	3	18.324	
375m	25.885	13			375m	24.837	1		
500m	32.663	14	13.531	2	500m	31.349	1	13.025	
625m	39.545	11			625m	38.107	1		
750m	46.708	9	14.045	3	750m	45.184	1	13.835	
875m	54.135	9			875m	52.694	2		
1000m	1:01.932	9	15.224	4	1000m	1:00.758	5	15.574	

12-16 February 2025

Men's 1Km Time Trial / 1Km Contre la montre hommes
Qualifying / Qualifications
Race Analysis / Analyse de la course

Heat 9

87 VADAPALAS Eimantas - LTU				Lap	59 RADFORD Charles Harry - GBR			
Distance	Time	Rank	Lap Time		Distance	Time	Rank	Lap Time
125m	11.792	7			125m	11.485	4	
250m	19.038	11	19.038	1	250m	18.526	4	18.526
375m	25.916	15			375m	25.300	5	
500m	32.913	15	13.875	2	500m	32.232	9	13.706
625m	40.155	15			625m	39.522	9	
750m	47.759	16	14.846	3	750m	47.260	12	15.028
875m	55.750	15			875m	55.358	13	
1000m	1:04.146	15	16.387	4	1000m	1:03.885	14	16.625

Heat 10

126 MORENO SANCHEZ Jose - ESP				Lap	99 BEDNAREK Elias - POL			
Distance	Time	Rank	Lap Time		Distance	Time	Rank	Lap Time
125m	11.946	12			125m	11.893	10	
250m	19.115	12	19.115	1	250m	19.022	10	19.022
375m	25.883	12			375m	25.633	10	
500m	32.616	13	13.501	2	500m	32.231	8	13.209
625m	39.585	12			625m	39.028	6	
750m	46.860	10	14.244	3	750m	46.130	7	13.899
875m	54.465	10			875m	53.569	6	
1000m	1:02.441	11	15.581	4	1000m	1:01.342	6	15.212

Heat 11

71 BIANCHI Matteo - ITA				Lap	44 DORNBAACH Maximilian - GER			
Distance	Time	Rank	Lap Time		Distance	Time	Rank	Lap Time
125m	11.622	5			125m	11.982	13	
250m	18.638	5	18.638	1	250m	19.189	14	19.189
375m	25.205	4			375m	25.903	14	
500m	31.728	2	13.090	2	500m	32.486	11	13.297
625m	38.361	2			625m	39.132	8	
750m	45.212	2	13.484	3	750m	45.964	5	13.478
875m	52.394	1			875m	53.016	4	
1000m	59.915	1	14.703	4	1000m	1:00.323	2	14.359

12-16 February 2025

Communiqué no. 35 Rectificatif 1

Men's 1Km Time Trial / 1Km Contre la montre hommes
Qualifying / Qualifications
Start List / Liste de départ

Thu 13 Feb 2025 - Race distance: 1000m

World Record	55.433 HOOGLAND Jeffrey	NED Aguascalientes (MEX)	31 OCT 2023
---------------------	-------------------------	--------------------------	-------------

Heat	Race Number	Name	NAT	Time
1	11	MAGDELIJNS Wannes	BEL	_____
2	112	LEITAO Iuri	POR	_____
	31 w	WULFF Noah	DEN	_____
3	16	VERHOEVEN Mathijs	BEL	_____
	144	GLADYSH Roman	UKR	_____
4	22	PETERKA David	CZE	_____
	40	OLIVIERO Etienne	FRA	_____
5	18	HYTYCH Matěj	CZE	_____
	120	ŽALAR Eduard	SLO	_____
6	93	KOOL Daan	NED	_____
	53	CRAIG Lyall	GBR	_____
7	77	MINUTA Stefano	ITA	_____
	148	VARHARAKYN Valentyn	UKR	_____
8	124	JIMENEZ ELIZONDO Ekain	ESP	_____
	45	HACKMANN Henric	GER	_____
9	87	VADAPALAS Eimantas	LTU	_____
	59	RADFORD Charles Harry	GBR	_____
10	126	MORENO SANCHEZ Jose	ESP	_____
	99	BEDNAREK Elias	POL	_____
11	71	BIANCHI Matteo	ITA	_____
	44	DORNBACH Maximilian	GER	_____

Progression rule:

Top 8 riders qualify for final.

LEGEND

w Warning

12-16 February 2025

Communiqué no. 58

Men's Individual Pursuit / Poursuite individuelle hommes

Final Classification / Classement final

Fri 14 Feb 2025

World Record	3:59.153	MILAN Jonathan	ITA	Copenhagen (DEN)	18 OCT 2024
---------------------	----------	----------------	-----	------------------	-------------

	Rank	Race Number	Name	NAT	1000m	2000m 1000-2000	3000m 2000-3000	Time 3000-4000	Average Speed km/h
GOLD	1	52	CHARLTON Josh	GBR	1:05.941	2:04.798 58.857	3:03.448 58.650	4:02.882 59.434	59.288
SILVER	2	110	ALVES OLIVEIRA Ivo Manuel	POR	1:06.469	2:05.276 58.807	3:04.360 59.084	4:03.631 59.271	59.106
BRONZE	3	54	GILL Michael	GBR	1:07.728	2:08.374 1:00.646	3:09.400 1:01.026	4:09.859 1:00.459	57.633
	4	73	FAVERO Renato	ITA	1:08.284	2:08.661 1:00.377	3:09.433 1:00.772	4:12.169 1:02.736	57.105
	5	29	LETH Norman Lasse	DEN					
	6	75	GRIMOD Etienne	ITA					
	7	30	SKIVILD Juel Robin	DEN					
	8	46	KESSLER Bruno	GER					
	9	15	VANDENBRANDEN Noah	BEL					
	10	32	BESNIER Erwan	FRA					
	11	4	BERNARD Thibaut	BEL					
	12	109	WOZNIAK Adam	POL					
	13	125	MARTORELL HAGA Erik	ESP					
	14	133	BOGLI Noah	SUI					
	15	101	MAJEWSKI Kacper	POL					
	16	33	CHARRET Camille	FRA					
	17	132	BUHLMANN Luca	SUI					

www.uec.ch

Report Created FRI 14 FEB 2025 20:07

Page 1/2



UEC Official Suppliers

12-16 February 2025

Communiqué no. 58

Men's Individual Pursuit / Poursuite individuelle hommes

Final Classification / Classement final

Fri 14 Feb 2025

Rank	Race Number	Name	NAT	1000m	2000m 1000-2000	3000m 2000-3000	Time 3000-4000	Average Speed km/h
18	43	ARENZ Leon	GER					
19	122	BENASSAR ROSSELLO	ESP					
20	84	KORNILOVS Vitalijs	LAT					

12-16 February 2025

Men's Individual Pursuit / Poursuite individuelle hommes
Finals / Finales
Race Analysis / Analyse de la course

For Gold

52 CHARLTON Josh - GBR					Lap	110 ALVES OLIVEIRA Ivo Manuel - POR				
Distance	Time	Rank	Lap Time	Distance		Time	Rank	Lap Time		
125m	13.487	1			125m	13.631	2			
250m	21.762	1	21.762	1	250m	21.846	2	21.846		
375m	29.425	1			375m	29.568	2			
500m	36.845	1	15.083	2	500m	37.071	2	15.225		
625m	44.149	1			625m	44.487	2			
750m	51.405	1	14.560	3	750m	51.831	2	14.760		
875m	58.670	1			875m	59.155	2			
1000m	1:05.941	1	14.536	4	1000m	1:06.469	2	14.638		
1125m	1:13.218	1			1125m	1:13.829	2			
1250m	1:20.558	1	14.617	5	1250m	1:21.180	2	14.711		
1375m	1:27.947	1			1375m	1:28.567	2			
1500m	1:35.377	1	14.819	6	1500m	1:35.897	2	14.717		
1625m	1:42.779	1			1625m	1:43.229	2			
1750m	1:50.155	1	14.778	7	1750m	1:50.551	2	14.654		
1875m	1:57.495	1			1875m	1:57.935	2			
2000m	2:04.798	1	14.643	8	2000m	2:05.276	2	14.725		
2125m	2:12.088	1			2125m	2:12.658	2			
2250m	2:19.364	1	14.566	9	2250m	2:20.028	2	14.752		
2375m	2:26.675	1			2375m	2:27.436	2			
2500m	2:34.026	1	14.662	10	2500m	2:34.833	2	14.805		
2625m	2:41.387	1			2625m	2:42.239	2			
2750m	2:48.733	1	14.707	11	2750m	2:49.615	2	14.782		
2875m	2:56.109	1			2875m	2:57.003	2			
3000m	3:03.448	1	14.715	12	3000m	3:04.360	2	14.745		
3125m	3:10.808	1			3125m	3:11.752	2			
3250m	3:18.204	1	14.756	13	3250m	3:19.179	2	14.819		
3375m	3:25.563	1			3375m	3:26.579	2			
3500m	3:32.986	1	14.782	14	3500m	3:34.004	2	14.825		
3625m	3:40.432	1			3625m	3:41.382	2			
3750m	3:47.905	1	14.919	15	3750m	3:48.793	2	14.789		
3875m	3:55.357	1			3875m	3:56.215	2			
4000m	4:02.882	1	14.977	16	4000m	4:03.631	2	14.838		

12-16 February 2025

Men's Individual Pursuit / Poursuite individuelle hommes
Finals / Finales
Race Analysis / Analyse de la course

For Bronze

54 GILL Michael - GBR				Lap	73 FAVERO Renato - ITA			
Distance	Time	Rank	Lap Time		Distance	Time	Rank	Lap Time
125m	13.705	3			125m	13.941	4	
250m	22.034	4	22.034	1	250m	22.022	3	22.022
375m	29.786	4			375m	29.779	3	
500m	37.407	4	15.373	2	500m	37.377	3	15.355
625m	44.929	3			625m	45.036	4	
750m	52.537	3	15.130	3	750m	52.727	4	15.350
875m	1:00.103	3			875m	1:00.480	4	
1000m	1:07.728	3	15.191	4	1000m	1:08.284	4	15.557
1125m	1:15.331	3			1125m	1:16.014	4	
1250m	1:22.914	3	15.186	5	1250m	1:23.679	4	15.395
1375m	1:30.498	3			1375m	1:31.297	4	
1500m	1:38.045	3	15.131	6	1500m	1:38.817	4	15.138
1625m	1:45.584	3			1625m	1:46.322	4	
1750m	1:53.191	3	15.146	7	1750m	1:53.768	4	14.951
1875m	2:00.770	3			1875m	2:01.218	4	
2000m	2:08.374	3	15.183	8	2000m	2:08.661	4	14.893
2125m	2:15.949	3			2125m	2:16.155	4	
2250m	2:23.558	3	15.184	9	2250m	2:23.662	4	15.001
2375m	2:31.162	3			2375m	2:31.234	4	
2500m	2:38.833	4	15.275	10	2500m	2:38.821	3	15.159
2625m	2:46.456	4			2625m	2:46.442	3	
2750m	2:54.123	4	15.290	11	2750m	2:54.090	3	15.269
2875m	3:01.741	3			2875m	3:01.757	4	
3000m	3:09.400	3	15.277	12	3000m	3:09.433	4	15.343
3125m	3:16.980	3			3125m	3:17.150	4	
3250m	3:24.558	3	15.158	13	3250m	3:24.869	4	15.436
3375m	3:32.104	3			3375m	3:32.641	4	
3500m	3:39.665	3	15.107	14	3500m	3:40.496	4	15.627
3625m	3:47.190	3			3625m	3:48.398	4	
3750m	3:54.740	3	15.075	15	3750m	3:56.317	4	15.821
3875m	4:02.277	3			3875m	4:04.250	4	
4000m	4:09.859	3	15.119	16	4000m	4:12.169	4	15.852

12-16 February 2025

Communiqué no. 57

Men's Individual Pursuit / Poursuite individuelle hommes
Finals / Finales
Start List / Liste de départ

Fri 14 Feb 2025 - Race distance: 4km

World Record	3:59.153 MILAN Jonathan	ITA	Copenhagen (DEN)	18 OCT 2024
--------------	-------------------------	-----	------------------	-------------

Heat	Race Number	Name	NAT	Time
For Bronze	54	GILL Michael	GBR	_____
	73	FAVERO Renato	ITA	_____
For Gold	52	CHARLTON Josh	GBR	_____
	110	ALVES OLIVEIRA Ivo Manuel	POR	_____

12-16 February 2025

Communiqué no. 56

Men's Individual Pursuit / Poursuite individuelle hommes
Qualifying / Qualifications
Results / Résultats

Fri 14 Feb 2025 - Race distance: 4km

World Record	3:59.153 MILAN Jonathan	ITA	Copenhagen (DEN)	18 OCT 2024
---------------------	-------------------------	-----	------------------	-------------

Rank	Race Number	Name	NAT	1000m	2000m 1000-2000	3000m 2000-3000	Time 3000-4000	Average Speed km/h	
1	52	CHARLTON Josh	GBR	1:05.437 (1)	2:03.579 (1) 58.142 (1)	3:01.723 (1) 58.144 (1)	3:59.997 58.274 (1)	60.001	QG
2	110	ALVES OLIVEIRA Ivo Manuel	POR	1:07.557 (4)	2:06.976 (3) 59.419 (2)	3:05.634 (2) 58.658 (2)	4:04.475 58.841 (2)	58.902	QG
3	54	GILL Michael	GBR	1:06.699 (2)	2:06.626 (2) 59.927 (4)	3:06.380 (3) 59.754 (4)	4:06.915 1:00.535 (4)	58.320	QB
4	73	FAVERO Renato	ITA	1:07.598 (5)	2:07.855 (5) 1:00.257 (6)	3:08.043 (4) 1:00.188 (6)	4:08.862 1:00.819 (5)	57.863	QB
5	29	LETH Norman Lasse	DEN	1:08.398 (9)	2:08.670 (7) 1:00.272 (7)	3:08.593 (7) 59.923 (5)	4:09.800 1:01.207 (6)	57.646	
6	75	GRIMOD Etienne	ITA	1:08.846 (14)	2:09.592 (9) 1:00.746 (9)	3:09.322 (9) 59.730 (3)	4:09.838 1:00.516 (3)	57.637	
7	30	SKIVILD Juel Robin	DEN	1:07.449 (3)	2:07.925 (6) 1:00.476 (8)	3:08.548 (6) 1:00.623 (8)	4:09.840 1:01.292 (7)	57.637	
8	46	KESSLER Bruno	GER	1:08.551 (12)	2:08.721 (8) 1:00.170 (5)	3:09.139 (8) 1:00.418 (7)	4:11.144 1:02.005 (9)	57.338	
9	15	VANDENBRANDEN Noah	BEL	1:07.692 (6)	2:07.458 (4) 59.766 (3)	3:08.128 (5) 1:00.670 (9)	4:12.230 1:04.102 (15)	57.091	
10	32	BESNIER Erwan	FRA	1:08.257 (8)	2:09.759 (11) 1:01.502 (10)	3:11.768 (10) 1:02.009 (11)	4:13.458 1:01.690 (8)	56.814	
11	4	BERNARD Thibaut	BEL	1:08.648 (13)	2:11.063 (14) 1:02.415 (16)	3:12.762 (12) 1:01.699 (10)	4:16.236 1:03.474 (14)	56.198	
12	109	WOZNIAK Adam	POL	1:08.458 (10)	2:10.557 (13) 1:02.099 (14)	3:13.857 (14) 1:03.300 (17)	4:17.299 1:03.442 (13)	55.966	
13	125	MARTORELL HAGA Erik	ESP	1:07.769 (7)	2:09.656 (10) 1:01.887 (12)	3:12.694 (11) 1:03.038 (14)	4:17.380 1:04.686 (19)	55.948	
14	133	BOGLI Noah	SUI	1:09.748 (17)	2:11.711 (15) 1:01.963 (13)	3:14.590 (15) 1:02.879 (13)	4:17.415 1:02.825 (10)	55.941	
15	101	MAJEWSKI Kacper	POL	1:08.459 (11)	2:10.300 (12) 1:01.841 (11)	3:12.966 (13) 1:02.666 (12)	4:17.498 1:04.532 (17)	55.923	
16	33	CHARRET Camille	FRA	1:09.130 (15)	2:11.720 (16) 1:02.590 (17)	3:14.796 (16) 1:03.076 (15)	4:17.950 1:03.154 (11)	55.825	
17	132	BUHLMANN Luca	SUI	1:09.550 (16)	2:12.954 (18) 1:03.404 (18)	3:16.213 (17) 1:03.259 (16)	4:19.437 1:03.224 (12)	55.505	

www.uec.ch

Report Created FRI 14 FEB 2025 15:44

Page 1/2



UEC Official Suppliers

12-16 February 2025

Communiqué no. 56

Men's Individual Pursuit / Poursuite individuelle hommes
Qualifying / Qualifications
Results / Résultats

Fri 14 Feb 2025 - Race distance: 4km

Rank	Race Number	Name	NAT	1000m	2000m 1000-2000	3000m 2000-3000	Time 3000-4000	Average Speed km/h
18	43	ARENZ Leon	GER	1:10.352 (19)	2:12.757 (17) 1:02.405 (15)	3:16.710 (18) 1:03.953 (18)	4:20.919 1:04.209 (16)	55.190
19	122	BENNASSAR ROSSELLO	ESP	1:09.862 (18)	2:13.868 (19) 1:04.006 (19)	3:17.880 (19) 1:04.012 (19)	4:22.470 1:04.590 (18)	54.863
20	84	KORNILOVS Vitalijs	LAT	1:12.129 (20)	2:17.484 (20) 1:05.355 (20)	3:23.891 (20) 1:06.407 (20)	4:31.427 1:07.536 (20)	53.053

Progression rule:

Fastest 2 riders race for Gold, and 3rd and 4th riders race for Bronze.

LEGEND

QB Qualified for Bronze **QG** Qualified for Gold

www.uec.ch

Report Created FRI 14 FEB 2025 15:44

Page 2/2



UEC Official Suppliers

12-16 February 2025

Men's Individual Pursuit / Poursuite individuelle hommes
Qualifying / Qualifications
Race Analysis / Analyse de la course

Heat 1

122 BENNASSAR ROSSELLO - ESP				Lap	84 KORNILOVS Vitalijs - LAT			
Distance	Time	Rank	Lap Time		Distance	Time	Rank	Lap Time
125m	13.866	9			125m	14.096	14	
250m	22.313	9	22.313	1	250m	22.517	12	22.517
375m	30.318	10			375m	30.706	18	
500m	38.213	14	15.900	2	500m	38.831	18	16.314
625m	46.080	16			625m	47.138	19	
750m	53.987	17	15.774	3	750m	55.510	20	16.679
875m	1:01.882	17			875m	1:03.851	20	
1000m	1:09.862	18	15.875	4	1000m	1:12.129	20	16.619
1125m	1:17.841	18			1125m	1:20.379	20	
1250m	1:25.837	19	15.975	5	1250m	1:28.481	20	16.352
1375m	1:33.812	19			1375m	1:36.572	20	
1500m	1:41.795	19	15.958	6	1500m	1:44.723	20	16.242
1625m	1:49.789	19			1625m	1:52.918	20	
1750m	1:57.820	19	16.025	7	1750m	2:01.118	20	16.395
1875m	2:05.833	19			1875m	2:09.283	20	
2000m	2:13.868	19	16.048	8	2000m	2:17.484	20	16.366
2125m	2:21.884	19			2125m	2:25.746	20	
2250m	2:29.908	19	16.040	9	2250m	2:34.012	20	16.528
2375m	2:37.895	19			2375m	2:42.343	20	
2500m	2:45.901	19	15.993	10	2500m	2:50.665	20	16.653
2625m	2:53.906	19			2625m	2:58.989	20	
2750m	3:01.907	19	16.006	11	2750m	3:07.289	20	16.624
2875m	3:09.877	19			2875m	3:15.565	20	
3000m	3:17.880	19	15.973	12	3000m	3:23.891	20	16.602
3125m	3:25.862	19			3125m	3:32.306	20	
3250m	3:33.845	19	15.965	13	3250m	3:40.706	20	16.815
3375m	3:41.787	19			3375m	3:49.140	20	
3500m	3:49.782	19	15.937	14	3500m	3:57.620	20	16.914
3625m	3:57.871	19			3625m	4:06.190	20	
3750m	4:06.150	19	16.368	15	3750m	4:14.675	20	17.055
3875m	4:14.294	19			3875m	4:23.046	20	
4000m	4:22.470	19	16.320	16	4000m	4:31.427	20	16.752

12-16 February 2025

Men's Individual Pursuit / Poursuite individuelle hommes
Qualifying / Qualifications
Race Analysis / Analyse de la course

Heat 2

125 MARTORELL HAGA Erik - ESP				Lap	132 BUHLMANN Luca - SUI			
Distance	Time	Rank	Lap Time		Distance	Time	Rank	Lap Time
125m	13.413	2			125m	14.187	17	
250m	21.781	4	21.781	1	250m	22.813	18	22.813
375m	29.698	5			375m	30.676	17	
500m	37.432	5	15.651	2	500m	38.356	16	15.543
625m	44.999	5			625m	46.029	15	
750m	52.549	5	15.117	3	750m	53.779	16	15.423
875m	1:00.129	6			875m	1:01.653	16	
1000m	1:07.769	7	15.220	4	1000m	1:09.550	16	15.771
1125m	1:15.422	7			1125m	1:17.439	16	
1250m	1:23.083	7	15.314	5	1250m	1:25.373	17	15.823
1375m	1:30.766	7			1375m	1:33.256	17	
1500m	1:38.517	7	15.434	6	1500m	1:41.151	17	15.778
1625m	1:46.257	9			1625m	1:49.074	17	
1750m	1:54.079	9	15.562	7	1750m	1:57.041	18	15.890
1875m	2:01.861	9			1875m	2:04.979	18	
2000m	2:09.656	10	15.577	8	2000m	2:12.954	18	15.913
2125m	2:17.456	10			2125m	2:20.906	18	
2250m	2:25.328	11	15.672	9	2250m	2:28.844	18	15.890
2375m	2:33.202	11			2375m	2:36.783	18	
2500m	2:41.099	11	15.771	10	2500m	2:44.644	18	15.800
2625m	2:48.939	11			2625m	2:52.530	17	
2750m	2:56.846	11	15.747	11	2750m	3:00.415	17	15.771
2875m	3:04.730	11			2875m	3:08.318	17	
3000m	3:12.694	11	15.848	12	3000m	3:16.213	17	15.798
3125m	3:20.644	12			3125m	3:24.107	17	
3250m	3:28.671	12	15.977	13	3250m	3:31.945	17	15.732
3375m	3:36.695	12			3375m	3:39.733	17	
3500m	3:44.765	12	16.094	14	3500m	3:47.608	17	15.663
3625m	3:52.845	12			3625m	3:55.549	17	
3750m	4:01.003	12	16.238	15	3750m	4:03.525	17	15.917
3875m	4:09.176	12			3875m	4:11.507	17	
4000m	4:17.380	13	16.377	16	4000m	4:19.437	17	15.912

12-16 February 2025

Men's Individual Pursuit / Poursuite individuelle hommes
Qualifying / Qualifications
Race Analysis / Analyse de la course

Heat 3

33 CHARRET Camille - FRA				Lap	30 SKIVILD Juel Robin - DEN			
Distance	Time	Rank	Lap Time		Distance	Time	Rank	Lap Time
125m	14.001	11			125m	13.294	1	
250m	22.598	14	22.598	1	250m	21.647	2	21.647
375m	30.483	14			375m	29.506	3	
500m	38.253	15	15.655	2	500m	37.144	3	15.497
625m	45.926	14			625m	44.753	4	
750m	53.634	14	15.381	3	750m	52.331	4	15.187
875m	1:01.379	15			875m	59.888	3	
1000m	1:09.130	15	15.496	4	1000m	1:07.449	3	15.118
1125m	1:16.908	15			1125m	1:15.007	3	
1250m	1:24.715	15	15.585	5	1250m	1:22.506	3	15.057
1375m	1:32.501	15			1375m	1:30.070	5	
1500m	1:40.309	15	15.594	6	1500m	1:37.608	5	15.102
1625m	1:48.115	15			1625m	1:45.174	5	
1750m	1:55.968	15	15.659	7	1750m	1:52.745	5	15.137
1875m	2:03.809	15			1875m	2:00.347	5	
2000m	2:11.720	16	15.752	8	2000m	2:07.925	6	15.180
2125m	2:19.584	15			2125m	2:15.523	6	
2250m	2:27.455	16	15.735	9	2250m	2:23.098	6	15.173
2375m	2:35.329	16			2375m	2:30.695	6	
2500m	2:43.259	16	15.804	10	2500m	2:38.283	6	15.185
2625m	2:51.111	16			2625m	2:45.897	6	
2750m	2:59.007	16	15.748	11	2750m	2:53.433	6	15.150
2875m	3:06.894	16			2875m	3:01.005	6	
3000m	3:14.796	16	15.789	12	3000m	3:08.548	6	15.115
3125m	3:22.703	16			3125m	3:16.161	6	
3250m	3:30.616	16	15.820	13	3250m	3:23.812	6	15.264
3375m	3:38.536	16			3375m	3:31.470	5	
3500m	3:46.427	16	15.811	14	3500m	3:39.098	5	15.286
3625m	3:54.322	16			3625m	3:46.707	5	
3750m	4:02.261	16	15.834	15	3750m	3:54.354	5	15.256
3875m	4:10.116	16			3875m	4:02.154	6	
4000m	4:17.950	16	15.689	16	4000m	4:09.840	7	15.486

12-16 February 2025

Men's Individual Pursuit / Poursuite individuelle hommes
Qualifying / Qualifications
Race Analysis / Analyse de la course

Heat 4

4 BERNARD Thibaut - BEL				Lap	75 GRIMOD Etienne - ITA			
Distance	Time	Rank	Lap Time		Distance	Time	Rank	Lap Time
125m	13.561	4			125m	14.046	13	
250m	21.862	5	21.862	1	250m	22.366	10	22.366
375m	29.766	6			375m	30.263	9	
500m	37.539	6	15.677	2	500m	38.034	9	15.668
625m	45.305	8			625m	45.732	13	
750m	53.109	8	15.570	3	750m	53.433	13	15.399
875m	1:00.896	12			875m	1:01.124	13	
1000m	1:08.648	13	15.539	4	1000m	1:08.846	14	15.413
1125m	1:16.472	13			1125m	1:16.622	14	
1250m	1:24.342	14	15.694	5	1250m	1:24.323	13	15.477
1375m	1:32.182	14			1375m	1:32.003	13	
1500m	1:39.971	14	15.629	6	1500m	1:39.584	13	15.261
1625m	1:47.716	14			1625m	1:47.108	12	
1750m	1:55.494	14	15.523	7	1750m	1:54.598	11	15.014
1875m	2:03.259	14			1875m	2:02.107	11	
2000m	2:11.063	14	15.569	8	2000m	2:09.592	9	14.994
2125m	2:18.835	14			2125m	2:17.132	9	
2250m	2:26.585	14	15.522	9	2250m	2:24.673	9	15.081
2375m	2:34.278	14			2375m	2:32.218	9	
2500m	2:41.918	13	15.333	10	2500m	2:39.706	9	15.033
2625m	2:49.567	13			2625m	2:47.183	9	
2750m	2:57.245	13	15.327	11	2750m	2:54.596	9	14.890
2875m	3:04.991	12			2875m	3:01.956	9	
3000m	3:12.762	12	15.517	12	3000m	3:09.322	9	14.726
3125m	3:20.591	11			3125m	3:16.738	8	
3250m	3:28.442	11	15.680	13	3250m	3:24.158	8	14.836
3375m	3:36.256	11			3375m	3:31.675	8	
3500m	3:44.112	11	15.670	14	3500m	3:39.189	7	15.031
3625m	3:52.058	11			3625m	3:46.833	7	
3750m	4:00.074	11	15.962	15	3750m	3:54.524	7	15.335
3875m	4:08.103	11			3875m	4:02.202	7	
4000m	4:16.236	11	16.162	16	4000m	4:09.838	6	15.314



12-16 February 2025

Men's Individual Pursuit / Poursuite individuelle hommes
Qualifying / Qualifications
Race Analysis / Analyse de la course

Heat 5

54 GILL Michael - GBR				Lap	133 BOGLI Noah - SUI			
Distance	Time	Rank	Lap Time		Distance	Time	Rank	Lap Time
125m	13.571	5			125m	13.845	7	
250m	21.679	3	21.679	1	250m	22.482	11	22.482
375m	29.310	2			375m	30.519	16	
500m	36.821	2	15.142	2	500m	38.470	17	15.988
625m	44.280	2			625m	46.386	18	
750m	51.740	2	14.919	3	750m	54.237	18	15.767
875m	59.188	2			875m	1:02.065	18	
1000m	1:06.699	2	14.959	4	1000m	1:09.748	17	15.511
1125m	1:14.178	2			1125m	1:17.450	17	
1250m	1:21.715	2	15.016	5	1250m	1:25.149	16	15.401
1375m	1:29.230	2			1375m	1:32.853	16	
1500m	1:36.795	2	15.080	6	1500m	1:40.561	16	15.412
1625m	1:44.264	2			1625m	1:48.297	16	
1750m	1:51.726	2	14.931	7	1750m	1:56.050	16	15.489
1875m	1:59.144	2			1875m	2:03.864	16	
2000m	2:06.626	2	14.900	8	2000m	2:11.711	15	15.661
2125m	2:14.090	2			2125m	2:19.587	16	
2250m	2:21.606	2	14.980	9	2250m	2:27.418	15	15.707
2375m	2:29.069	3			2375m	2:35.232	15	
2500m	2:36.580	3	14.974	10	2500m	2:43.065	15	15.647
2625m	2:44.063	3			2625m	2:50.937	15	
2750m	2:51.512	3	14.932	11	2750m	2:58.839	15	15.774
2875m	2:58.930	3			2875m	3:06.768	15	
3000m	3:06.380	3	14.868	12	3000m	3:14.590	15	15.751
3125m	3:13.784	3			3125m	3:22.347	15	
3250m	3:21.239	3	14.859	13	3250m	3:30.150	15	15.560
3375m	3:28.691	3			3375m	3:38.007	15	
3500m	3:36.240	3	15.001	14	3500m	3:45.812	14	15.662
3625m	3:43.798	3			3625m	3:53.641	14	
3750m	3:51.468	3	15.228	15	3750m	4:01.479	14	15.667
3875m	3:59.177	3			3875m	4:09.408	14	
4000m	4:06.915	3	15.447	16	4000m	4:17.415	14	15.936

12-16 February 2025

Men's Individual Pursuit / Poursuite individuelle hommes
Qualifying / Qualifications
Race Analysis / Analyse de la course

Heat 6

109 WOZNIAK Adam - POL				Lap	73 FAVERO Renato - ITA			
Distance	Time	Rank	Lap Time		Distance	Time	Rank	Lap Time
125m	14.194	18			125m	13.850	8	
250m	22.670	16	22.670	1	250m	21.956	6	21.956
375m	30.454	13			375m	29.638	4	
500m	38.059	10	15.389	2	500m	37.165	4	15.209
625m	45.623	10			625m	44.710	3	
750m	53.198	10	15.139	3	750m	52.325	3	15.160
875m	1:00.812	10			875m	59.944	4	
1000m	1:08.458	10	15.260	4	1000m	1:07.598	5	15.273
1125m	1:16.108	12			1125m	1:15.204	6	
1250m	1:23.856	12	15.398	5	1250m	1:22.773	6	15.175
1375m	1:31.606	12			1375m	1:30.329	6	
1500m	1:39.374	12	15.518	6	1500m	1:37.876	6	15.103
1625m	1:47.137	13			1625m	1:45.377	6	
1750m	1:54.957	13	15.583	7	1750m	1:52.858	6	14.982
1875m	2:02.737	13			1875m	2:00.368	6	
2000m	2:10.557	13	15.600	8	2000m	2:07.855	5	14.997
2125m	2:18.398	13			2125m	2:15.380	5	
2250m	2:26.289	13	15.732	9	2250m	2:22.928	5	15.073
2375m	2:34.192	13			2375m	2:30.496	5	
2500m	2:42.124	14	15.835	10	2500m	2:38.010	5	15.082
2625m	2:50.057	14			2625m	2:45.540	5	
2750m	2:58.024	14	15.900	11	2750m	2:53.023	5	15.013
2875m	3:05.930	14			2875m	3:00.533	5	
3000m	3:13.857	14	15.833	12	3000m	3:08.043	4	15.020
3125m	3:21.823	14			3125m	3:15.538	4	
3250m	3:29.805	14	15.948	13	3250m	3:23.049	4	15.006
3375m	3:37.807	14			3375m	3:30.560	4	
3500m	3:45.829	15	16.024	14	3500m	3:38.107	4	15.058
3625m	3:53.867	15			3625m	3:45.808	4	
3750m	4:01.741	15	15.912	15	3750m	3:53.508	4	15.401
3875m	4:09.526	15			3875m	4:01.175	4	
4000m	4:17.299	12	15.558	16	4000m	4:08.862	4	15.354

12-16 February 2025

Men's Individual Pursuit / Poursuite individuelle hommes
Qualifying / Qualifications
Race Analysis / Analyse de la course

Heat 7

101 MAJEWSKI Kacper - POL				Lap	29 LETH Norman Lasse - DEN			
Distance	Time	Rank	Lap Time		Distance	Time	Rank	Lap Time
125m	14.146	15			125m	14.156	16	
250m	22.610	15	22.610	1	250m	22.594	13	22.594
375m	30.434	12			375m	30.425	11	
500m	38.121	13	15.511	2	500m	38.061	11	15.467
625m	45.692	12			625m	45.646	11	
750m	53.272	12	15.151	3	750m	53.235	11	15.174
875m	1:00.842	11			875m	1:00.811	9	
1000m	1:08.459	11	15.187	4	1000m	1:08.398	9	15.163
1125m	1:16.107	11			1125m	1:15.959	9	
1250m	1:23.816	11	15.357	5	1250m	1:23.545	10	15.147
1375m	1:31.500	11			1375m	1:31.128	9	
1500m	1:39.231	11	15.415	6	1500m	1:38.698	9	15.153
1625m	1:46.990	11			1625m	1:46.231	8	
1750m	1:54.756	12	15.525	7	1750m	1:53.751	8	15.053
1875m	2:02.510	12			1875m	2:01.209	8	
2000m	2:10.300	12	15.544	8	2000m	2:08.670	7	14.919
2125m	2:18.056	12			2125m	2:16.091	7	
2250m	2:25.865	12	15.565	9	2250m	2:23.520	7	14.850
2375m	2:33.673	12			2375m	2:30.987	7	
2500m	2:41.474	12	15.609	10	2500m	2:38.436	7	14.916
2625m	2:49.313	12			2625m	2:45.908	7	
2750m	2:57.206	12	15.732	11	2750m	2:53.460	7	15.024
2875m	3:05.079	13			2875m	3:01.008	7	
3000m	3:12.966	13	15.760	12	3000m	3:08.593	7	15.133
3125m	3:20.919	13			3125m	3:16.210	7	
3250m	3:28.889	13	15.923	13	3250m	3:23.832	7	15.239
3375m	3:36.897	13			3375m	3:31.486	6	
3500m	3:44.972	13	16.083	14	3500m	3:39.155	6	15.323
3625m	3:53.053	13			3625m	3:46.796	6	
3750m	4:01.168	13	16.196	15	3750m	3:54.479	6	15.324
3875m	4:09.287	13			3875m	4:02.143	5	
4000m	4:17.498	15	16.330	16	4000m	4:09.800	5	15.321

12-16 February 2025

Men's Individual Pursuit / Poursuite individuelle hommes
Qualifying / Qualifications
Race Analysis / Analyse de la course

Heat 8

32 BESNIER Erwan - FRA				Lap	43 ARENZ Leon - GER			
Distance	Time	Rank	Lap Time		Distance	Time	Rank	Lap Time
125m	14.280	20			125m	14.038	12	
250m	22.746	17	22.746	1	250m	23.052	19	23.052
375m	30.513	15			375m	31.303	20	
500m	38.107	12	15.361	2	500m	39.305	20	16.253
625m	45.613	9			625m	47.155	20	
750m	53.142	9	15.035	3	750m	54.911	19	15.606
875m	1:00.676	8			875m	1:02.653	19	
1000m	1:08.257	8	15.115	4	1000m	1:10.352	19	15.441
1125m	1:15.872	8			1125m	1:18.062	19	
1250m	1:23.535	9	15.278	5	1250m	1:25.816	18	15.464
1375m	1:31.255	10			1375m	1:33.557	18	
1500m	1:38.981	10	15.446	6	1500m	1:41.346	18	15.530
1625m	1:46.666	10			1625m	1:49.177	18	
1750m	1:54.371	10	15.390	7	1750m	1:57.022	17	15.676
1875m	2:02.048	10			1875m	2:04.861	17	
2000m	2:09.759	11	15.388	8	2000m	2:12.757	17	15.735
2125m	2:17.458	11			2125m	2:20.663	17	
2250m	2:25.198	10	15.439	9	2250m	2:28.613	17	15.856
2375m	2:32.921	10			2375m	2:36.612	17	
2500m	2:40.684	10	15.486	10	2500m	2:44.609	17	15.996
2625m	2:48.439	10			2625m	2:52.635	18	
2750m	2:56.194	10	15.510	11	2750m	3:00.691	18	16.082
2875m	3:03.966	10			2875m	3:08.757	18	
3000m	3:11.768	10	15.574	12	3000m	3:16.710	18	16.019
3125m	3:19.505	10			3125m	3:24.623	18	
3250m	3:27.241	10	15.473	13	3250m	3:32.558	18	15.848
3375m	3:34.986	10			3375m	3:40.530	18	
3500m	3:42.708	10	15.467	14	3500m	3:48.562	18	16.004
3625m	3:50.423	10			3625m	3:56.651	18	
3750m	3:58.154	10	15.446	15	3750m	4:04.798	18	16.236
3875m	4:05.823	10			3875m	4:12.874	18	
4000m	4:13.458	10	15.304	16	4000m	4:20.919	18	16.121

12-16 February 2025

Men's Individual Pursuit / Poursuite individuelle hommes
Qualifying / Qualifications
Race Analysis / Analyse de la course

Heat 9

52 CHARLTON Josh - GBR					110 ALVES OLIVEIRA Ivo Manuel - POR				
Distance	Time	Rank	Lap Time	Lap	Distance	Time	Rank	Lap Time	
125m	13.419	3			125m	13.788	6		
250m	21.572	1	21.572	1	250m	22.127	8	22.127	
375m	29.143	1			375m	29.986	8		
500m	36.507	1	14.935	2	500m	37.573	7	15.446	
625m	43.769	1			625m	45.113	6		
750m	51.018	1	14.511	3	750m	52.567	6	14.994	
875m	58.242	1			875m	1:00.075	5		
1000m	1:05.437	1	14.419	4	1000m	1:07.557	4	14.990	
1125m	1:12.678	1			1125m	1:15.048	4		
1250m	1:19.932	1	14.495	5	1250m	1:22.518	4	14.961	
1375m	1:27.170	1			1375m	1:30.001	3		
1500m	1:34.443	1	14.511	6	1500m	1:37.431	3	14.913	
1625m	1:41.738	1			1625m	1:44.885	3		
1750m	1:49.020	1	14.577	7	1750m	1:52.283	3	14.852	
1875m	1:56.307	1			1875m	1:59.651	3		
2000m	2:03.579	1	14.559	8	2000m	2:06.976	3	14.693	
2125m	2:10.867	1			2125m	2:14.307	3		
2250m	2:18.150	1	14.571	9	2250m	2:21.644	3	14.668	
2375m	2:25.421	1			2375m	2:28.989	2		
2500m	2:32.671	1	14.521	10	2500m	2:36.315	2	14.671	
2625m	2:39.931	1			2625m	2:43.638	2		
2750m	2:47.215	1	14.544	11	2750m	2:50.945	2	14.630	
2875m	2:54.463	1			2875m	2:58.303	2		
3000m	3:01.723	1	14.508	12	3000m	3:05.634	2	14.689	
3125m	3:08.938	1			3125m	3:12.989	2		
3250m	3:16.178	1	14.455	13	3250m	3:20.364	2	14.730	
3375m	3:23.413	1			3375m	3:27.704	2		
3500m	3:30.671	1	14.493	14	3500m	3:35.032	2	14.668	
3625m	3:37.944	1			3625m	3:42.375	2		
3750m	3:45.267	1	14.596	15	3750m	3:49.690	2	14.658	
3875m	3:52.578	1			3875m	3:57.075	2		
4000m	3:59.997	1	14.730	16	4000m	4:04.475	2	14.785	

12-16 February 2025

Men's Individual Pursuit / Poursuite individuelle hommes
Qualifying / Qualifications
Race Analysis / Analyse de la course

Heat 10

15 VANDENBRANDEN Noah - BEL				Lap	46 KESSLER Bruno - GER			
Distance	Time	Rank	Lap Time		Distance	Time	Rank	Lap Time
125m	13.887	10			125m	14.237	19	
250m	22.120	7	22.120	1	250m	23.137	20	23.137
375m	29.907	7			375m	31.194	19	
500m	37.656	8	15.536	2	500m	38.871	19	15.734
625m	45.268	7			625m	46.374	17	
750m	52.807	7	15.151	3	750m	53.776	15	14.905
875m	1:00.280	7			875m	1:01.161	14	
1000m	1:07.692	6	14.885	4	1000m	1:08.551	12	14.775
1125m	1:15.121	5			1125m	1:15.986	10	
1250m	1:22.585	5	14.893	5	1250m	1:23.462	8	14.911
1375m	1:30.062	4			1375m	1:30.978	8	
1500m	1:37.516	4	14.931	6	1500m	1:38.537	8	15.075
1625m	1:44.973	4			1625m	1:46.103	7	
1750m	1:52.455	4	14.939	7	1750m	1:53.661	7	15.124
1875m	1:59.938	4			1875m	2:01.202	7	
2000m	2:07.458	4	15.003	8	2000m	2:08.721	8	15.060
2125m	2:14.991	4			2125m	2:16.258	8	
2250m	2:22.542	4	15.084	9	2250m	2:23.770	8	15.049
2375m	2:30.075	4			2375m	2:31.312	8	
2500m	2:37.594	4	15.052	10	2500m	2:38.857	8	15.087
2625m	2:45.134	4			2625m	2:46.430	8	
2750m	2:52.740	4	15.146	11	2750m	2:53.984	8	15.127
2875m	3:00.372	4			2875m	3:01.544	8	
3000m	3:08.128	5	15.388	12	3000m	3:09.139	8	15.155
3125m	3:15.848	5			3125m	3:16.772	9	
3250m	3:23.684	5	15.556	13	3250m	3:24.402	9	15.263
3375m	3:31.535	7			3375m	3:32.115	9	
3500m	3:39.522	8	15.838	14	3500m	3:39.853	9	15.451
3625m	3:47.406	8			3625m	3:47.651	9	
3750m	3:55.489	9	15.967	15	3750m	3:55.453	8	15.600
3875m	4:03.736	9			3875m	4:03.307	8	
4000m	4:12.230	9	16.741	16	4000m	4:11.144	8	15.691

12-16 February 2025

Communiqué no. 55

Men's Individual Pursuit / Poursuite individuelle hommes
Qualifying / Qualifications
Start List / Liste de départ

Fri 14 Feb 2025 - Race distance: 4km

World Record	3:59.153 MILAN Jonathan	ITA	Copenhagen (DEN)	18 OCT 2024
---------------------	-------------------------	-----	------------------	-------------

Heat	Race Number	Name	NAT	Time
1	122	BENNASSAR ROSSELLO Joan Marti	ESP	_____
	84	KORNILOVS Vitalijs	LAT	_____
2	125	MARTORELL HAGA Erik	ESP	_____
	132	BUHLMANN Luca	SUI	_____
3	33	CHARRET Camille	FRA	_____
	30	SKIVILD Juel Robin	DEN	_____
4	4	BERNARD Thibaut	BEL	_____
	75	GRIMOD Etienne	ITA	_____
5	54	GILL Michael	GBR	_____
	133	BOGLI Noah	SUI	_____
6	109	WOZNIAK Adam	POL	_____
	73	FAVERO Renato	ITA	_____
7	101	MAJEWSKI Kacper	POL	_____
	29	LETH Norman Lasse	DEN	_____
8	32	BESNIER Erwan	FRA	_____
	43	ARENZ Leon	GER	_____
9	52	CHARLTON Josh	GBR	_____
	110	ALVES OLIVEIRA Ivo Manuel	POR	_____
10	15	VANDENBRANDEN Noah	BEL	_____
	46	KESSLER Bruno	GER	_____

Progression rule:

Fastest 2 riders race for Gold, and 3rd and 4th riders race for Bronze.

12-16 February 2025

Communiqué no. 34

Men's Elimination Race / Course par élimination hommes

Results / Résultats

Wed 12 Feb 2025

Elapsed time: 11:40

Average Speed: 52.714km/h

Rank	Race Number	Name	NAT
GOLD	50	TEUTENBERG Tim Torn	GER
SILVER	111	ALVES OLIVEIRA Rui Filipe	POR
BRONZE	10	HESTERS Jules	BEL
4	31 w	WULFF Noah	DEN
5	3	WAFLEER Tim	AUT
6	90	HAVIK Yoeri	NED
7	121	ANGUELA YAGUEZ Mario	ESP
8	58	PERRETT William	GBR
9	37	HOUCOU Emmanuel	FRA
10	140	YILMAZ Ramazan	TUR
11	151	SKORNIKOV Grigori	AIN
12	116	ROVDER Pavol	SVK
13	19	KADLEC Milan	CZE
14	109	WOZNIAK Adam	POL
15	83	VIVIANI Elia	ITA
16	67	KEINAN Amit	ISR
17	85	KLIMAVIČIUS Nikolas	LTU
18	132	BUHLMANN Luca	SUI
19	84	KORNILOVS Vitalijs	LAT
20	147	USHAKOV Matvey	UKR
21	131	PORATH Hugo	SWE
22	118	MURN Vid	SLO

No. 31 WULFF Noah (DEN)

Warning for riding on the blue band.

Avertissement pour avoir roulé sur la côte d'azur.

LEGEND

w Warning

www.uec.ch

Report Created WED 12 FEB 2025 20:08

Page 1/1



UEC Official Suppliers

12-16 February 2025

Communiqué no. 33

Men's Elimination Race / Course par élimination hommes

Start List / Liste de départ

Wed 12 Feb 2025

Race Number	Name	NAT
-------------	------	-----

At the fence

3	WAFLEER Tim	AUT
10	HESTERS Jules	BEL
83	VIVIANI Elia	ITA
116	ROVDER Pavol	SVK
121	ANGUELA YAGUEZ Mario	ESP
111	ALVES OLIVEIRA Rui Filipe	POR
19	KADLEC Milan	CZE
140	YILMAZ Ramazan	TUR
85	KLIMAVIČIUS Nikolas	LTU
131	PORATH Hugo	SWE
37	HOUCOU Emmanuel	FRA

At the blue band

50	TEUTENBERG Tim Torn	GER
58	PERRETT William	GBR
109	WOZNIAK Adam	POL
31	WULFF Noah	DEN
67	KEINAN Amit	ISR
132	BUHLMANN Luca	SUI
84	KORNILOVS Vitalijs	LAT
147	USHAKOV Matvey	UKR
118	MURN Vid	SLO
90	HAVIK Yoeri	NED
151	SKORNIKOV Grigori	AIZ

12-16 February 2025

Communiqué no. 86

Women's Team Sprint / Vitesse par équipe femmes

Final Classification / Classement final

Wed 12 Feb 2025 - Race distance: 3 laps

World Record 45.186 GBR - Great Britain Saint-Quentin-en-Yvelines (FRA) 5 AUG 2024

Rank	NAT / Name	Lap 1	Lap 2 Lap 1-2	Time Lap 2-3	Average Speed km/h
For Gold					
GOLD	1 NED - Netherlands	19.171	32.577	46.322	58.288
	64 KALEE Kimberly		13.406	13.745	
	66 van de WOUW Hetty				
	68 van der PEET Steffie				
SILVER	2 GBR - Great Britain	18.807	32.659	46.929	57.534
	36 BELL Lauren		13.852	14.270	
	37 EDMUNDS Rhian				
	44 PARRIS-SMITH Rhianna				
For Bronze					
BRONZE	3 GER - Germany	19.035	32.861	47.333	57.043
	27 FRIEDRICH Lea Sophie		13.826	14.472	
	28 GRABOSCH Pauline Sophie				
	33 SCHNEIDER Clara				
	4 POL - Poland	19.235	33.370	47.952	56.306
	72 KARWACKA Marlena		14.135	14.582	
	74 LOS Urszula				
	78 SEREMAK Nikola				
	75 PETRI Paulina (R)				
Placed after First Round					
	5 ITA - Italy				
	53 BERTOLINI Beatrice				
	58 TREVISAN Siria				
	59 VECE Miriam				
	54 CENCI Matilde (R)				
	6 CZE - Czechia				
	9 JABORNIKOVA Anna				
	10 JABORNIKOVA Veronika				
	13 PETERKOVA Kateřina Sara				
	7 UKR - Ukraine				
	98 BILETSKA Alla				
	101 LOHVINIUK Oleksandra				
	102 POLISHCHUK Viktoriia				

Note:
Riders are presented in their starting order.

LEGEND
R Replaced

12-16 February 2025

Women's Team Sprint / Vitesse par équipe femmes
Finals / Finales
Race Analysis / Analyse de la course

For Gold

NED - Netherlands				Lap	GBR - Great Britain			
Distance	Time	Rank	Lap Time		Distance	Time	Rank	Lap Time
125m	11.649	2			125m	11.522	1	
250m	19.171	2	19.171	1	250m	18.807	1	18.807
375m	25.889	2			375m	25.757	1	
500m	32.577	1	13.406	2	500m	32.659	2	13.852
625m	39.349	1			625m	39.710	2	
750m	46.322	1	13.745	3	750m	46.929	2	14.270

For Bronze

GER - Germany				Lap	POL - Poland			
Distance	Time	Rank	Lap Time		Distance	Time	Rank	Lap Time
125m	11.665	4			125m	11.644	3	
250m	19.035	3	19.035	1	250m	19.235	4	19.235
375m	25.928	3			375m	26.238	4	
500m	32.861	3	13.826	2	500m	33.370	4	14.135
625m	39.992	3			625m	40.566	4	
750m	47.333	3	14.472	3	750m	47.952	4	14.582

12-16 February 2025

Communiqué no. 85 Rectificatif 1

Women's Team Sprint / Vitesse par équipe femmes
Finals / Finales
Start List / Liste de départ

Wed 12 Feb 2025 - Race distance: 3 laps

World Record	45.186 GBR - Great Britain	Saint-Quentin-en-Yvelines (FRA)	5 AUG 2024
--------------	----------------------------	---------------------------------	------------

Heat	Race Number	NAT / Name	Time
For Bronze		GER - Germany	_____
	28	GRABOSCH Pauline Sophie	
	27	FRIEDRICH Lea Sophie	
	33	SCHNEIDER Clara	
		POL - Poland	_____
	72	KARWACKA Marlena	
	74	LOS Urszula	
	78	SEREMAK Nikola	
For Gold		NED - Netherlands	_____
	64	KALEE Kimberly	
	66	van de WOUW Hetty	
	68	van der PEET Steffie	
		GBR - Great Britain	_____
	44	PARRIS-SMITH Rhianna	
36	BELL Lauren		
37	EDMUNDS Rhian		

Note:

The composition of the teams may be subject to change up to 30 minutes before the start of the race. Sorted in the order given by the team.

www.uec.ch

Report Created WED 12 FEB 2025 19:35

Page 1/1



UEC Official Suppliers

12-16 February 2025

Communiqué no. 84

Women's Team Sprint / Vitesse par équipe femmes
First Round / Premier tour
Results / Résultats

Wed 12 Feb 2025 - Race distance: 3 laps

World Record 45.186 GBR - Great Britain Saint-Quentin-en-Yvelines (FRA) 5 AUG 2024

Heat	Rank	NAT / Name	Lap 1	Lap 2 Lap 1-2	Time Lap 2-3	Average Speed km/h	
1	1	POL - Poland	19.241	33.316	47.949	56.310	QB
		72 KARWACKA Marlena		14.075	14.633		
		78 SEREMAK Nikola					
	75 PETRI Paulina						
	2	ITA - Italy	19.949	34.729	48.817	55.309	
		59 VECE Miriam		14.780	14.088		
58 TREVISAN Siria							
53 BERTOLINI Beatrice							
2	1	GBR - Great Britain	18.979	32.701	46.905	57.563	QG
		36 BELL Lauren		13.722	14.204		
		37 EDMUNDS Rhian					
	44 PARRIS-SMITH Rhianna						
	2	CZE - Czechia	19.949	33.996	49.434	54.618	
		9 JABORNIKOVA Anna		14.047	15.438		
10 JABORNIKOVA Veronika							
13 PETERKOVA Kateřina Sara							
3	1	GER - Germany	19.132	32.943	47.060	57.374	QB
		27 FRIEDRICH Lea Sophie		13.811	14.117		
		28 GRABOSCH Pauline Sophie					
	33 SCHNEIDER Clara						
	2	UKR - Ukraine	20.664	35.025	49.976	54.026	
		98 BILETSKA Alla		14.361	14.951		
101 LOHVINIUK Oleksandra							
102 POLISHCHUK Viktoriia							
4	1	NED - Netherlands	19.228	32.788	46.764	57.737	QG
		64 KALEE Kimberly		13.560	13.976		
		66 van de WOUW Hetty					
68 van der PEET Steffie							

Progression rule:

The fastest two winning teams race for the gold and silver medals, and the other two winning teams race for the bronze medal. Losers are classified from 5th to 8th place by their times in the First Round.

Note:

Riders are presented in their starting order.

LEGEND

QB Qualified for Bronze **QG** Qualified for Gold

12-16 February 2025

Women's Team Sprint / Vitesse par équipe femmes
First Round / Premier tour
Race Analysis / Analyse de la course

Heat 1

POL - Poland				Lap	ITA - Italy			
Distance	Time	Rank	Lap Time		Distance	Time	Rank	Lap Time
125m	11.626	1		1	125m	12.184	2	
250m	19.241	1	19.241		250m	19.949	2	19.949
375m	26.246	1		2	375m	27.317	2	
500m	33.316	1	14.075		500m	34.729	2	14.780
625m	40.552	1		3	625m	41.776	2	
750m	47.949	1	14.633		750m	48.817	2	14.088

Heat 2

GBR - Great Britain				Lap	CZE - Czechia			
Distance	Time	Rank	Lap Time		Distance	Time	Rank	Lap Time
125m	11.642	1		1	125m	12.090	2	
250m	18.979	1	18.979		250m	19.949	2	19.949
375m	25.834	1		2	375m	26.954	2	
500m	32.701	1	13.722		500m	33.996	2	14.047
625m	39.691	1		3	625m	41.485	2	
750m	46.905	1	14.204		750m	49.434	2	15.438

Heat 3

GER - Germany				Lap	UKR - Ukraine			
Distance	Time	Rank	Lap Time		Distance	Time	Rank	Lap Time
125m	11.714	1		1	125m	12.820	2	
250m	19.132	1	19.132		250m	20.664	2	20.664
375m	26.038	1		2	375m	27.881	2	
500m	32.943	1	13.811		500m	35.025	2	14.361
625m	39.920	1		3	625m	42.408	2	
750m	47.060	1	14.117		750m	49.976	2	14.951

Heat 4

NED - Netherlands				Lap				
Distance	Time	Rank	Lap Time		Distance	Time	Rank	Lap Time
125m	11.645	1		1	125m			
250m	19.228	1	19.228		250m			
375m	26.004	1		2	375m			
500m	32.788	1	13.560		500m			
625m	39.657	1		3	625m			
750m	46.764	1	13.976		750m			

12-16 February 2025

Communiqué no. 97

Women's Team Sprint / Vitesse par équipe femmes
First Round / Premier tour
Start List / Liste de départ

Wed 12 Feb 2025 - Race distance: 3 laps

World Record	45.186 GBR - Great Britain	Saint-Quentin-en-Yvelines (FRA)	5 AUG 2024
--------------	----------------------------	---------------------------------	------------

Heat	Race Number	NAT / Name	Time
1		POL - Poland	_____
	72	KARWACKA Marlena	
	78	SEREMAK Nikola	
	75	PETRI Paulina	
		ITA - Italy	_____
	58	TREVISAN Siria	
	53	BERTOLINI Beatrice	
	59	VECE Miriam	
	2		GBR - Great Britain
44		PARRIS-SMITH Rhianna	
36		BELL Lauren	
37		EDMUNDS Rhian	
		CZE - Czechia	_____
9		JABORNIKOVA Anna	
10	JABORNIKOVA Veronika		
13	PETERKOVA Kateřina Sara		
3		GER - Germany	_____
	28	GRABOSCH Pauline Sophie	
	27	FRIEDRICH Lea Sophie	
	33	SCHNEIDER Clara	
		UKR - Ukraine	_____
	102	POLISHCHUK Viktoriia	
	98	BILETSKA Alla	
	101	LOHVINIUK Oleksandra	

12-16 February 2025

Communiqué no. 97

Women's Team Sprint / Vitesse par équipe femmes
First Round / Premier tour
Start List / Liste de départ

Wed 12 Feb 2025 - Race distance: 3 laps

Heat	Race Number	NAT / Name	Time
4		NED - Netherlands	
	64	KALEE Kimberly	
	66	van de WOUW Hetty	
	68	van der PEET Steffie	

Progression rule:

The fastest two winning teams race for the gold and silver medals, and the other two winning teams race for the bronze medal. Losers are classified from 5th to 8th place by their times in the First Round.

Note:

The composition of the teams may be subject to change up to 30 minutes before the start of the race. Sorted in the order given by the team.

www.uec.ch

Report Created THU 13 FEB 2025 13:54

Page 2/2



UEC Official Suppliers

12-16 February 2025

Communiqué no. 96

Women's Team Sprint / Vitesse par équipe femmes
Qualifying / Qualifications
Results / Résultats

Wed 12 Feb 2025 - Race distance: 3 laps

World Record 45.186 GBR - Great Britain Saint-Quentin-en-Yvelines (FRA) 5 AUG 2024

Rank	NAT / Name	Lap 1	Lap 2 Lap 1-2	Time Lap 2-3	Average Speed km/h	
1	NED - Netherlands 64 KALEE Kimberly 66 van de WOUW Hetty 68 van der PEET Steffie	19.220 (4)	32.895 (2) 13.675 (1)	46.833 (1) 13.938 (1)	57.652	Q
2	GER - Germany 28 GRABOSCH Pauline Sophie 27 FRIEDRICH Lea Sophie 33 SCHNEIDER Clara	19.085 (2)	32.897 (3) 13.812 (2)	47.108 (2) 14.211 (3)	57.315	Q
3	GBR - Great Britain 44 PARRIS-SMITH Rhianna 36 BELL Lauren 37 EDMUNDS Rhian	18.881 (1)	32.701 (1) 13.820 (3)	47.168 (3) 14.467 (4)	57.242	Q
4	POL - Poland 72 KARWACKA Marlena 78 SEREMAK Nikola 74 LOS Urszula	19.172 (3)	33.328 (4) 14.156 (4)	48.020 (4) 14.692 (5)	56.227	Q
5	ITA - Italy 58 TREVISAN Siria 54 CENCI Matilde 59 VECE Miriam	20.133 (6)	34.997 (6) 14.864 (7)	49.066 (5) 14.069 (2)	55.028	Q
6	CZE - Czechia 9 JABORNIKOVA Anna 10 JABORNIKOVA Veronika 13 PETERKOVA Kateřina Sara	20.097 (5)	34.274 (5) 14.177 (5)	49.706 (6) 15.432 (7)	54.319	Q
7	UKR - Ukraine 102 POLISHCHUK Viktoriia 101 LOHVINIUK Oleksandra 98 BILETSKA Alla	20.541 (7)	35.118 (7) 14.577 (6)	50.191 (7) 15.073 (6)	53.795	Q

Progression rule:

The teams will be matched in the First Round as follows :
The 4th fastest team against the 5th fastest team.
The 3rd fastest team against the 6th fastest team.
The 2nd fastest team against the 7th fastest team.
The fastest team alone on the track.

Note:

Riders are presented in their starting order.

LEGEND

Q Qualified

12-16 February 2025

Women's Team Sprint / Vitesse par équipe femmes
Qualifying / Qualifications
Race Analysis / Analyse de la course

Heat 1					Heat 2				
Distance	ITA - Italy		Lap Time	Lap	Distance	CZE - Czechia		Lap Time	
	Time	Rank				Time	Rank		
125m	12.332	6			125m	12.175	5		
250m	20.133	6	20.133	1	250m	20.097	5	20.097	
375m	27.491	6			375m	27.171	5		
500m	34.997	6	14.864	2	500m	34.274	5	14.177	
625m	42.034	6			625m	41.763	5		
750m	49.066	5	14.069	3	750m	49.706	6	15.432	

Heat 3					Heat 4				
Distance	UKR - Ukraine		Lap Time	Lap	Distance	POL - Poland		Lap Time	
	Time	Rank				Time	Rank		
125m	12.711	7			125m	11.589	2		
250m	20.541	7	20.541	1	250m	19.172	3	19.172	
375m	27.793	7			375m	26.213	4		
500m	35.118	7	14.577	2	500m	33.328	4	14.156	
625m	42.534	7			625m	40.476	4		
750m	50.191	7	15.073	3	750m	48.020	4	14.692	

Heat 5					Heat 6				
Distance	NED - Netherlands		Lap Time	Lap	Distance	GER - Germany		Lap Time	
	Time	Rank				Time	Rank		
125m	11.681	4			125m	11.639	3		
250m	19.220	4	19.220	1	250m	19.085	2	19.085	
375m	26.089	3			375m	25.972	2		
500m	32.895	2	13.675	2	500m	32.897	3	13.812	
625m	39.743	1			625m	39.919	3		
750m	46.833	1	13.938	3	750m	47.108	2	14.211	

Heat 7				
Distance	GBR - Great Britain		Lap Time	Lap
	Time	Rank		
125m	11.541	1		
250m	18.881	1	18.881	1
375m	25.781	1		
500m	32.701	1	13.820	2
625m	39.806	2		
750m	47.168	3	14.467	3

12-16 February 2025

Communiqué no. 81 Rectificatif 1

Women's Team Sprint / Vitesse par équipe femmes
Qualifying / Qualifications
Start List / Liste de départ

Wed 12 Feb 2025 - Race distance: 3 laps

World Record	45.186 GBR - Great Britain	Saint-Quentin-en-Yvelines (FRA)	5 AUG 2024
--------------	----------------------------	---------------------------------	------------

Heat	Race Number	NAT / Name	Time
1		ITA - Italy	_____
	58	TREVISAN Siria	
	54	CENCI Matilde	
2		CZE - Czechia	_____
	9	JABORNIKOVA Anna	
	10	JABORNIKOVA Veronika	
3		UKR - Ukraine	_____
	102	POLISHCHUK Viktoriia	
	101	LOHVINIUK Oleksandra	
4		POL - Poland	_____
	98	BILETSKA Alla	
	72	KARWACKA Marlena	
5		NED - Netherlands	_____
	78	SEREMAK Nikola	
	74	LOS Urszula	
6		GER - Germany	_____
	64	KALEE Kimberly	
	66	van de WOUW Hetty	
7		GBR - Great Britain	_____
	68	van der PEET Steffie	
	28	GRABOSCH Pauline Sophie	
	27	FRIEDRICH Lea Sophie	
	33	SCHNEIDER Clara	
	44	PARRIS-SMITH Rhianna	
	36	BELL Lauren	
	37	EDMUNDS Rhian	

www.uec.ch

Report Created WED 12 FEB 2025 12:41

Page 1/2



UEC Official Suppliers

12-16 February 2025

Communiqué no. 81 Rectificatif 1

Women's Team Sprint / Vitesse par équipe femmes
Qualifying / Qualifications
Start List / Liste de départ

Wed 12 Feb 2025 - Race distance: 3 laps

Heat	Race Number	NAT / Name	Time
------	----------------	---------------	------

Progression rule:

The teams will be matched in the First Round as follows :

The 4th fastest team against the 5th fastest team.

The 3rd fastest team against the 6th fastest team.

The 2nd fastest team against the 7th fastest team.

The fastest team alone on the track.

Note:

The composition of the teams may be subject to change up to 30 minutes before the start of the race. Sorted in the order given by the team.

www.uec.ch

Report Created WED 12 FEB 2025 12:41

Page 2/2



UEC Official Suppliers

12-16 February 2025

Communiqué no. 106

Women's Sprint / Vitesse femmes

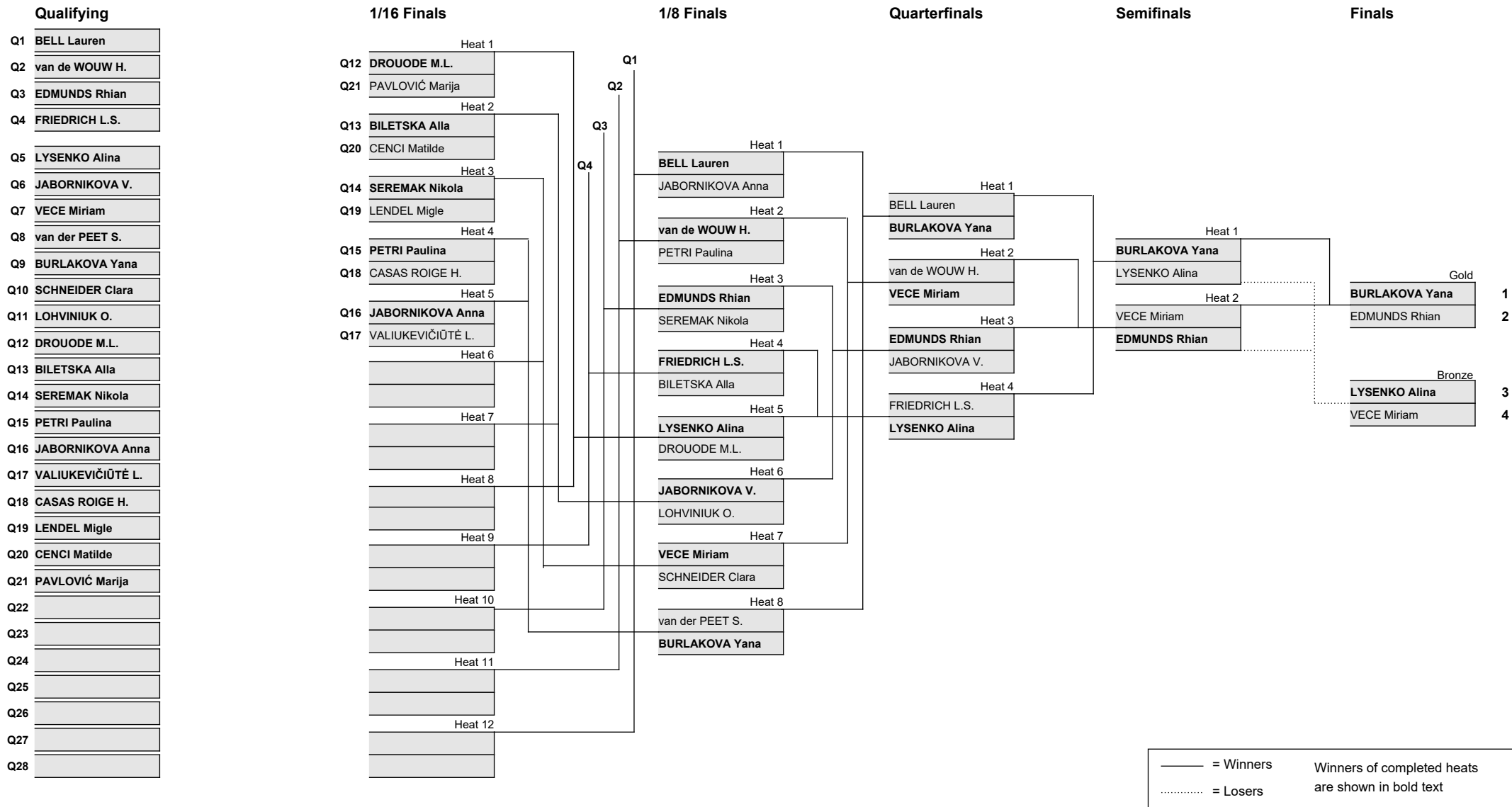
Final Classification / Classement final

Fri 14 Feb 2025

Rank	Race Number	Name	NAT	Race 1	Race 2	Decider	
				200m Time:	12.054	11.296	11.580
				Average Speed km/h:	59.731	63.739	62.176
For Gold							
GOLD	1	111 BURLAKOVA Yana	AIN	+0.070	Winner	Winner	
SILVER	2	37 EDMUNDS Rhian	GBR	Winner	+0.005	+0.000	
				200m Time:	11.416	11.267	
				Average Speed km/h:	63.069	63.903	
For Bronze							
BRONZE	3	112 LYSENKO Alina	AIN	Winner	Winner		
	4	59 VECE Miriam	ITA	+0.037	+0.131		
Did not qualify for Semifinals							
	5	36 BELL Lauren	GBR				
	6	66 van de WOUW Hetty	NED				
	7	27 FRIEDRICH Lea Sophie	GER				
	8	10 JABORNIKOVA Veronika	CZE				
Did not qualify for Quarterfinals							
	9	68 van der PEET Steffie	NED				
	10	33 SCHNEIDER Clara	GER				
	11	101 LOHVINIUK Oleksandra	UKR				
	12	22 DROUODE Marie Louisa	FRA				
	13	98 BILETSKA Alla	UKR				
	14	78 SEREMAK Nikola	POL				
	15	75 PETRI Paulina	POL				
	16	9 JABORNIKOVA Anna	CZE				
Did not qualify for 1/8 Finals							
	17	62 VALIUKEVIČIŪTĖ Lauryna	LTU				
	18	88 CASAS ROIGE Helena	ESP				
	19	61 LENDEL Migle	LTU				
	20	54 CENCI Matilde	ITA				
	21	84 PAVLOVIĆ Marija	SRB				

Women's Sprint / Vitesse femmes

Results Bracket / Tableau de progression



12-16 February 2025

Communiqué no. 105

Women's Sprint / Vitesse femmes
Finals / Finales
Start List / Liste de départ

Fri 14 Feb 2025 - Race distance: 3 laps

Race Number	Name	NAT	Race 1	Race 2	Decider
<i>For Bronze</i>					
112	LYSENKO Alina	AIN			
59	VECE Miriam	ITA			
<i>For Gold</i>					
111	BURLAKOVA Yana	AIN			
37	EDMUNDS Rhian	GBR			

12-16 February 2025

Communiqué no. 104

Women's Sprint / Vitesse femmes
Semifinals / Demi-finales
Results / Résultats

Fri 14 Feb 2025 - Race distance: 3 laps

Rank	Race Number	Name	NAT	Race 1	Race 2	Decider	
				200m Time:	11.510	11.425	11.465
				Average Speed km/h:	62.554	63.020	62.800
Heat 1							
1	111	BURLAKOVA Yana	AIN	Winner	+0.035	Winner	Q
2	112	LYSENKO Alina	AIN	+0.046	Winner	+0.028	
				200m Time:	11.064	11.200	
				Average Speed km/h:	65.076	64.286	
Heat 2							
1	37	EDMUNDS Rhian	GBR	Winner	Winner		Q
2	59	VECE Miriam	ITA	+0.044	+0.004		

Progression rule:

The winners race for the gold and silver medals. The losers race for the bronze medal.

LEGEND

Q Qualified

12-16 February 2025

Communiqué no. 103

Women's Sprint / Vitesse femmes
Semifinals / Demi-finales
Start List / Liste de départ

Fri 14 Feb 2025 - Race distance: 3 laps

Race Number	Name	NAT	Race 1	Race 2	Decider
200m Time:					
Average Speed km/h:					
Heat 1					
111	BURLAKOVA Yana	AIN			
112	LYSENKO Alina	AIN			
200m Time:					
Average Speed km/h:					
Heat 2					
59	VECE Miriam	ITA			
37	EDMUNDS Rhian	GBR			

Progression rule:

The winners race for the gold and silver medals. The losers race for the bronze medal.

12-16 February 2025

Communiqué no. 102

Women's Sprint / Vitesse femmes
Quarterfinals / Quart de finales
Results / Résultats

Thu 13 Feb 2025 - Race distance: 3 laps

Rank	Race Number	Name	NAT	Race 1	Race 2	Decider	
				200m Time:	11.234	11.233	11.298
				Average Speed km/h:	64.091	64.097	63.728
Heat 1							
	1	111	BURLAKOVA Yana	AIN	Winner	+0.041	Winner Q
	2	36	BELL Lauren	GBR	+0.131	Winner	+0.087
				200m Time:	11.151	11.096	11.023
				Average Speed km/h:	64.568	64.888	65.318
Heat 2							
	1	59	VECE Miriam	ITA	Winner	+0.000	Winner Q
	2	66	van de WOUW Hetty	NED	+0.009	Winner	+0.040
				200m Time:	11.169	11.045	11.024
				Average Speed km/h:	64.464	65.188	65.312
Heat 3							
	1	37	EDMUNDS Rhian	GBR	Winner	+0.203	Winner Q
	2	10	JABORNIKOVA Veronika	CZE	+0.036	Winner	+0.019
				200m Time:	11.284	11.132	11.159
				Average Speed km/h:	63.807	64.678	64.522
Heat 4							
	1	112	LYSENKO Alina	AIN	+0.055	Winner	Winner Q
	2	27	FRIEDRICH Lea Sophie	GER	Winner	+0.013	+0.097

Progression rule:

The winner of each heat qualifies to the Semifinals.

LEGEND

Q Qualified

12-16 February 2025

Communiqué no. 101

Women's Sprint / Vitesse femmes
Quarterfinals / Quart de finales
Start List / Liste de départ

Thu 13 Feb 2025 - Race distance: 3 laps

Race Number	Name	NAT	Race 1	Race 2	Decider
Heat 1					
			200m Time:		
			Average Speed km/h:		
36	BELL Lauren	GBR			
111	BURLAKOVA Yana	AIN			
Heat 2					
			200m Time:		
			Average Speed km/h:		
66	van de WOUW Hetty	NED			
59	VECE Miriam	ITA			
Heat 3					
			200m Time:		
			Average Speed km/h:		
37	EDMUNDS Rhian	GBR			
10	JABORNIKOVA Veronika	CZE			
Heat 4					
			200m Time:		
			Average Speed km/h:		
27	FRIEDRICH Lea Sophie	GER			
112	LYSENKO Alina	AIN			

Progression rule:

The winner of each heat qualifies to the Semifinals.

12-16 February 2025

Communiqué no. 100

Women's Sprint / Vitesse femmes
1/8 Finals / 1/8 de finale
Results / Résultats

Thu 13 Feb 2025 - Race distance: 3 laps

Rank	Race Number	Name	NAT		
				200m Time:	11.315
				Average Speed km/h:	63.632
Heat 1					
1	36	BELL Lauren	GBR	Winner	Q
2	9	JABORNIKOVA Anna	CZE	+0.277	
				200m Time:	11.719
				Average Speed km/h:	61.439
Heat 2					
1	66	van de WOUW Hetty	NED	Winner	Q
2	75	PETRI Paulina	POL	+0.462	
				200m Time:	11.363
				Average Speed km/h:	63.364
Heat 3					
1	37	EDMUNDS Rhian	GBR	Winner	Q
2	78	SEREMAK Nikola	POL	+0.206	
				200m Time:	11.280
				Average Speed km/h:	63.830
Heat 4					
1	27	FRIEDRICH Lea Sophie	GER	Winner	Q
2	98	BILETSKA Alla	UKR	+0.099	
				200m Time:	11.540
				Average Speed km/h:	62.392
Heat 5					
1	112	LYSENKO Alina	AIN	Winner	Q
2	22	DROUODE Marie Louisa	FRA	+0.057	
				200m Time:	11.151
				Average Speed km/h:	64.568
Heat 6					
1	10	JABORNIKOVA Veronika	CZE	Winner	Q
2	101	LOHVINIUK Oleksandra	UKR	+0.260	
				200m Time:	11.385
				Average Speed km/h:	63.241
Heat 7					
1	59	VECE Miriam	ITA	Winner	Q
2	33	SCHNEIDER Clara	GER	+0.065	
				200m Time:	11.068
				Average Speed km/h:	65.052
Heat 8					
1	111	BURLAKOVA Yana	AIN	Winner	Q
2	68	van der PEET Steffie	NED	+0.158	

Progression rule:

The winner of each heat qualifies to the Quarterfinals.

12-16 February 2025

Communiqué no. 100

Women's Sprint / Vitesse femmes
1/8 Finals / 1/8 de finale
Results / Résultats

Thu 13 Feb 2025 - Race distance: 3 laps

Rank	Race Number	Name	NAT
------	-------------	------	-----

Note:

The average speed is taken over the last 200m.

LEGEND

Q Qualified

www.uec.ch

Report Created THU 13 FEB 2025 16:14

Page 2/2



UEC Official Suppliers

12-16 February 2025

Communiqué no. 99

Women's Sprint / Vitesse femmes
1/8 Finals / 1/8 de finale
Start List / Liste de départ

Thu 13 Feb 2025 - Race distance: 3 laps

Race Number	Name	NAT	200m Time:	Average Speed km/h:
Heat 1				
36	BELL Lauren	GBR		
9	JABORNIKOVA Anna	CZE		
Heat 2				
66	van de WOUW Hetty	NED		
75	PETRI Paulina	POL		
Heat 3				
37	EDMUNDS Rhian	GBR		
78	SEREMAK Nikola	POL		
Heat 4				
27	FRIEDRICH Lea Sophie	GER		
98	BILETSKA Alla	UKR		
Heat 5				
112	LYSENKO Alina	AIN		
22	DROUODE Marie Louisa	FRA		
Heat 6				
10	JABORNIKOVA Veronika	CZE		
101	LOHVINIUK Oleksandra	UKR		
Heat 7				
59	VECE Miriam	ITA		
33	SCHNEIDER Clara	GER		
Heat 8				
68	van der PEET Steffie	NED		
111	BURLAKOVA Yana	AIN		

Progression rule:

The winner of each heat qualifies to the Quarterfinals.

12-16 February 2025

Communiqué no. 98

Women's Sprint / Vitesse femmes
1/16 Finals / 1/16 de finale
Results / Résultats

Thu 13 Feb 2025 - Race distance: 3 laps

Rank	Race Number	Name	NAT		
				200m Time:	12.400
				Average Speed km/h:	58.065
Heat 1					
1	22	DROUDE Marie Louisa	FRA	Winner	Q
2	84	PAVLOVIĆ Marija	SRB	+1.867	
				200m Time:	11.706
				Average Speed km/h:	61.507
Heat 2					
1	98	BILETSKA Alla	UKR	Winner	Q
2	54	CENCI Matilde	ITA	+0.156	
				200m Time:	11.713
				Average Speed km/h:	61.470
Heat 3					
1	78	SEREMAK Nikola	POL	Winner	Q
2	61	LENDEL Migle	LTU	+0.633	
				200m Time:	11.744
				Average Speed km/h:	61.308
Heat 4					
1	75	PETRI Paulina	POL	Winner	Q
2	88	CASAS ROIGE Helena	ESP	+0.131	
				200m Time:	11.923
				Average Speed km/h:	60.387
Heat 5					
1	9	JABORNIKOVA Anna	CZE	Winner	Q
2	62	VALIUKEVIČIŪTĒ Lauryna	LTU	+0.142	

Progression rule:

The winner of each heat qualifies to the 1/8 Finals.

Note:

The average speed is taken over the last 200m.

LEGEND

Q Qualified

12-16 February 2025

Communiqué no. 97

Women's Sprint / Vitesse femmes
1/16 Finals / 1/16 de finale
Start List / Liste de départ

Thu 13 Feb 2025 - Race distance: 3 laps

Race Number	Name	NAT
Heat 1		
		200m Time:
		Average Speed km/h:
22	DROUODE Marie Louisa	FRA
84	PAVLOVIĆ Marija	SRB
Heat 2		
		200m Time:
		Average Speed km/h:
98	BILETSKA Alla	UKR
54	CENCI Matilde	ITA
Heat 3		
		200m Time:
		Average Speed km/h:
78	SEREMAK Nikola	POL
61	LENDEL Migle	LTU
Heat 4		
		200m Time:
		Average Speed km/h:
75	PETRI Paulina	POL
88	CASAS ROIGE Helena	ESP
Heat 5		
		200m Time:
		Average Speed km/h:
9	JABORNIKOVA Anna	CZE
62	VALIUKEVIČIŪTĖ Lauryna	LTU

Progression rule:

The winner of each heat qualifies to the 1/8 Finals.

12-16 February 2025

Communiqué no. 96

Women's Sprint / Vitesse femmes
Qualifying / Qualifications
Results / Résultats

Thu 13 Feb 2025 - Race distance: 200m flying start (3.5 laps)

World Record 10.029 FRIEDRICH Lea GER Saint-Quentin-en-Yvelines (FRA) 9 AUG 2024

Rank	Race Number	Name	NAT	100m	Time 100-200	Average Speed km/h	
1	36	BELL Lauren	GBR	5.208 (1)	10.487 5.279 (1)	68.656	Q
2	66	van de WOUW Hetty	NED	5.227 (2)	10.511 5.284 (2)	68.500	Q
3	37	EDMUNDS Rhian	GBR	5.246 (4)	10.580 5.334 (3)	68.053	Q
4	27	FRIEDRICH Lea Sophie	GER	5.245 (3)	10.647 5.402 (5)	67.625	Q
5	112	LYSENKO Alina	AIN	5.322 (8)	10.708 5.386 (4)	67.239	Q
6	10	JABORNIKOVA Veronika	CZE	5.306 (6)	10.734 5.428 (6)	67.077	Q
7	59	VECE Miriam	ITA	5.274 (5)	10.736 5.462 (8)	67.064	Q
8	68	van der PEET Steffie	NED	5.316 (7)	10.751 5.435 (7)	66.971	Q
9	111	BURLAKOVA Yana	AIN	5.356 (9)	10.852 5.496 (9)	66.347	Q
10	33	SCHNEIDER Clara	GER	5.407 (10)	10.903 5.496 (9)	66.037	Q
11	101	LOHVINIUK Oleksandra	UKR	5.432 (11)	10.947 5.515 (11)	65.771	Q
12	22	DROUODE Marie Louisa	FRA	5.439 (12)	11.048 5.609 (13)	65.170	Q
13	98	BILETSKA Alla	UKR	5.487 (13)	11.056 5.569 (12)	65.123	Q
14	78	SEREMAK Nikola	POL	5.516 (14)	11.142 5.626 (14)	64.620	Q
15	75	PETRI Paulina	POL	5.553 (16)	11.186 5.633 (15)	64.366	Q
16	9	JABORNIKOVA Anna	CZE	5.550 (15)	11.269 5.719 (16)	63.892	Q
17	62	VALIUKEVIČIŪTĖ Lauryna	LTU	5.608 (17)	11.371 5.763 (17)	63.319	Q
18	88	CASAS ROIGE Helena	ESP	5.631 (18)	11.428 5.797 (18)	63.003	Q
19	61	LENDEL Migle	LTU	5.718 (19)	11.776 6.058 (20)	61.141	Q
20	54	CENCI Matilde	ITA	5.863 (20)	11.904 6.041 (19)	60.484	Q

www.uec.ch

Report Created THU 13 FEB 2025 13:55

Page 1/2



UEC Official Suppliers

12-16 February 2025

Communiqué no. 96

Women's Sprint / Vitesse femmes
Qualifying / Qualifications
Results / Résultats

Thu 13 Feb 2025 - Race distance: 200m flying start (3.5 laps)

Rank	Race Number	Name	NAT	100m	Time 100-200	Average Speed km/h	
21	84	PAVLOVIĆ Marija	SRB	6.739 (21)	13.382 6.643 (21)	53.804	Q

Progression rule:

Top 11 riders qualify for 1/8 Finals. 12th to 21th places qualify for 1/16 Finals.

LEGEND

Q Qualified

www.uec.ch

Report Created THU 13 FEB 2025 13:55

Page 2/2



UEC Official Suppliers

12-16 February 2025

Communiqué no. 95

Women's Sprint / Vitesse femmes
Qualifying / Qualifications
Start List / Liste de départ

Thu 13 Feb 2025 - Race distance: 200m flying start (3.5 laps)

World Record 10.029 FRIEDRICH Lea GER Saint-Quentin-en-Yvelines (FRA) 9 AUG 2024

Heat	Race Number	Name	NAT	Time
1	54	CENCI Matilde	ITA	_____
2	84	PAVLOVIĆ Marija	SRB	_____
3	62	VALIUKEVIČIŪTĖ Lauryna	LTU	_____
4	111	BURLAKOVA Yana	AIN	_____
5	61	LENDEL Migle	LTU	_____
6	22	DROUODE Marie Louisa	FRA	_____
7	78	SEREMAK Nikola	POL	_____
8	36	BELL Lauren	GBR	_____
9	9	JABORNIKOVA Anna	CZE	_____
10	101	LOHVINIUK Oleksandra	UKR	_____
11	75	PETRI Paulina	POL	_____
12	88	CASAS ROIGE Helena	ESP	_____
13	37	EDMUNDS Rhian	GBR	_____
14	10	JABORNIKOVA Veronika	CZE	_____
15	33	SCHNEIDER Clara	GER	_____
16	112	LYSENKO Alina	AIN	_____
17	98	BILETSKA Alla	UKR	_____
18	59	VECE Miriam	ITA	_____
19	27	FRIEDRICH Lea Sophie	GER	_____
20	68	van der PEET Steffie	NED	_____
21	66	van de WOUW Hetty	NED	_____

Progression rule:

Top 11 riders qualify for 1/8 Finals. 12th to 21th places qualify for 1/16 Finals.

12-16 February 2025

Communiqué no. 138

Women's Keirin / Keirin femmes

Final Classification / Classement final

Sun 16 Feb 2025 - Race distance: 6 laps

Rank	Race Number	Name	NAT	Time Behind
				200m Time: 11.198
				Average Speed km/h: 64.297
For Gold				
GOLD	68	van der PEET Steffie	NED	
SILVER	37	EDMUNDS Rhian	GBR	+0.009
BRONZE	66	van de WOUW Hetty	NED	+0.025
4	112	LYSENKO Alina	AIN	+0.064
5	59	VECE Miriam	ITA	+0.139
6	36	BELL Lauren	GBR	+0.170
				200m Time: 11.322
				Average Speed km/h: 63.593
For Places 7-12				
7	27	FRIEDRICH Lea Sophie	GER	
8	111	BURLAKOVA Yana	AIN	+0.211
9	33	SCHNEIDER Clara	GER	+0.250
10	78	SEREMAK Nikola	POL	+0.305
11	88	CASAS ROIGE Helena	ESP	+0.347
12	10	JABORNIKOVA Veronika	CZE	+0.839
Did not qualify for Second Round				
13	62	VALIUKEVIČIŪTĖ Lauryna	LTU	
13	72	KARWACKA Marlena	POL	
13	98	BILETSKA Alla	UKR	
13	101	LOHVINIUK Oleksandra	UKR	
17	13	PETERKOVA Kateřina Sara	CZE	
17	22	DROUDE Marie Louisa	FRA	
17	53	BERTOLINI Beatrice	ITA	
17	84	PAVLOVIĆ Marija	SRB	

12-16 February 2025

Communiqué no. 137

Women's Keirin / Keirin femmes
Finals / Finales
Start List / Liste de départ

Sun 16 Feb 2025 - Race distance: 6 laps

Race Number	Name	NAT
For Places 7-12		
10	JABORNIKOVA Veronika	CZE
27	FRIEDRICH Lea Sophie	GER
33	SCHNEIDER Clara	GER
78	SEREMAK Nikola	POL
88	CASAS ROIGE Helena	ESP
111	BURLAKOVA Yana	AIN
For Gold		
36	BELL Lauren	GBR
37	EDMUNDS Rhian	GBR
59	VECE Miriam	ITA
66	van de WOUW Hetty	NED
68	van der PEET Steffie	NED
112	LYSENKO Alina	AIN

12-16 February 2025

Communiqué no. 136

Women's Keirin / Keirin femmes
Second Round / Deuxième tour
Results / Résultats

Sun 16 Feb 2025 - Race distance: 6 laps

Rank	Race Number	Name	NAT	Time Behind
				200m Time: 11.006
				Average Speed km/h: 65.419
Heat 1				
1	59	VECE Miriam	ITA	Q
2	37	EDMUNDS Rhian	GBR	+0.032 Q
3	66	van de WOUW Hetty	NED	+0.088 Q
4	78	SEREMAK Nikola	POL	+0.303
5	111	BURLAKOVA Yana	AIN	+0.311
6	27	FRIEDRICH Lea Sophie	GER	+0.511
				200m Time: 10.972
				Average Speed km/h: 65.622
Heat 2				
1	112	LYSENKO Alina	AIN	Q
2	36	BELL Lauren	GBR	+0.013 Q
3	68	van der PEET Steffie	NED	+0.084 Q
4	88	CASAS ROIGE Helena	ESP	+0.182
5	33	SCHNEIDER Clara	GER	+0.283
6	10	JABORNIKOVA Veronika	CZE	+0.348

Progression rule:

The first three riders in each heat qualify to final for gold, all other riders advance to the final for places 7-12.

LEGEND

Q Qualified

12-16 February 2025

Communiqué no. 135

Women's Keirin / Keirin femmes
Second Round / Deuxième tour
Start List / Liste de départ

Sun 16 Feb 2025 - Race distance: 6 laps

Race Number	Name	NAT
Heat 1		
27	FRIEDRICH Lea Sophie	GER
37	EDMUNDS Rhian	GBR
59	VECE Miriam	ITA
66	van de WOUW Hetty	NED
78	SEREMAK Nikola	POL
111	BURLAKOVA Yana	AIN
Heat 2		
10	JABORNIKOVA Veronika	CZE
33	SCHNEIDER Clara	GER
36	BELL Lauren	GBR
68	van der PEET Steffie	NED
88	CASAS ROIGE Helena	ESP
112	LYSENKO Alina	AIN

Progression rule:

The first three riders in each heat qualify to final for gold, all other riders advance to the final for places 7-12.

12-16 February 2025

Communiqué no. 134

Women's Keirin / Keirin femmes
First Round Repechage / Repêchage premier tour
Results / Résultats

Sun 16 Feb 2025 - Race distance: 6 laps

Rank	Race Number	Name	NAT	Time Behind
				200m Time: 11.404
				Average Speed km/h: 63.136
Heat 1				
1	27	FRIEDRICH Lea Sophie	GER	Q
2	88	CASAS ROIGE Helena	ESP	+0.051 Q
3	98	BILETSKA Alla	UKR	+0.675
4	13	PETERKOVA Kateřina Sara	CZE	+0.795
				200m Time: 11.001
				Average Speed km/h: 65.449
Heat 2				
1	10	JABORNIKOVA Veronika	CZE	Q
2	111	BURLAKOVA Yana	AIN	+0.069 Q
3	72	KARWACKA Marlena	POL	+0.206
4	53	BERTOLINI Beatrice	ITA	+1.774
				200m Time: 11.694
				Average Speed km/h: 61.570
Heat 3				
1	68	van der PEET Steffie	NED	Q
2	78	SEREMAK Nikola	POL	+0.094 Q
3	62	VALIUKEVIČIŪTĖ Lauryna	LTU	+0.391
4	22	DROUODE Marie Louisa	FRA	+0.440
				200m Time: 11.241
				Average Speed km/h: 64.051
Heat 4				
1	59	VECE Miriam	ITA	Q
2	33	SCHNEIDER Clara	GER	+0.181 Q
3	101	LOHVINIUK Oleksandra	UKR	+0.262
4	84	PAVLOVIĆ Marija	SRB	+3.068

Progression rule:

The first two riders in each heat qualify to 2nd Round.

LEGEND

Q Qualified

12-16 February 2025

Communiqué no. 133

Women's Keirin / Keirin femmes
First Round Repechage / Repêchage premier tour
Start List / Liste de départ

Sun 16 Feb 2025 - Race distance: 6 laps

Race Number	Name	NAT
Heat 1		
13	PETERKOVA Kateřina Sara	CZE
27	FRIEDRICH Lea Sophie	GER
88	CASAS ROIGE Helena	ESP
98	BILETSKA Alla	UKR
Heat 2		
10	JABORNIKOVA Veronika	CZE
53	BERTOLINI Beatrice	ITA
72	KARWACKA Marlena	POL
111	BURLAKOVA Yana	AIN
Heat 3		
22	DROUODE Marie Louisa	FRA
62	VALIUKEVIČIŪTĖ Lauryna	LTU
68	van der PEET Steffie	NED
78	SEREMAK Nikola	POL
Heat 4		
33	SCHNEIDER Clara	GER
59	VECE Miriam	ITA
84	PAVLOVIĆ Marija	SRB
101	LOHVINIUK Oleksandra	UKR

Progression rule:

The first two riders in each heat qualify to 2nd Round.

12-16 February 2025

Communiqué no. 132

Women's Keirin / Keirin femmes
First Round / Premier tour
Results / Résultats

Sun 16 Feb 2025 - Race distance: 6 laps

Rank	Race Number	Name	NAT	Time Behind
				200m Time: 10.980
				Average Speed km/h: 65.574
Heat 1				
1	37	EDMUNDS Rhian	GBR	Q
2	27	FRIEDRICH Lea Sophie	GER	+0.089
3	10	JABORNIKOVA Veronika	CZE	+0.151
4	22	DROUODE Marie Louisa	FRA	+0.640
5	84	PAVLOVIĆ Marija	SRB	+9.655
				200m Time: 11.077
				Average Speed km/h: 65.000
Heat 2				
1	66	van de WOUW Hetty	NED	Q
2	111	BURLAKOVA Yana	AIN	+0.081
3	78	SEREMAK Nikola	POL	+0.093
4	33	SCHNEIDER Clara	GER	+0.098
5	88	CASAS ROIGE Helena	ESP	+0.445
				200m Time: 11.004
				Average Speed km/h: 65.431
Heat 3				
1	112	LYSENKO Alina	AIN	Q
2	68	van der PEET Steffie	NED	+0.032
3	101	LOHVINIUK Oleksandra	UKR	+0.799
4	13	PETERKOVA Kateřina Sara	CZE	+0.892
5	53	BERTOLINI Beatrice	ITA	+1.024
				200m Time: 10.992
				Average Speed km/h: 65.502
Heat 4				
1	36	BELL Lauren	GBR	Q
2	59	VECE Miriam	ITA	+0.041
3	98	BILETSKA Alla	UKR	+0.281
4	72	KARWACKA Marlina	POL	+0.623
5	62	VALIUKEVIČIŪTĖ Lauryna	LTU	+0.727

Progression rule:

The first rider in each heat qualify to the Second round, all other riders advance to the repechages.

LEGEND

Q Qualified

12-16 February 2025

Communiqué no. 131 Rectificatif 1

Women's Keirin / Keirin femmes
First Round / Premier tour
Start List / Liste de départ

Sun 16 Feb 2025 - Race distance: 6 laps

Race Number	Name	NAT
Heat 1		
10	JABORNIKOVA Veronika	CZE
22	DROUODE Marie Louisa	FRA
27	FRIEDRICH Lea Sophie	GER
37	EDMUNDS Rhian	GBR
84	PAVLOVIĆ Marija	SRB
Heat 2		
33	SCHNEIDER Clara	GER
66	van de WOUW Hetty	NED
78	SEREMAK Nikola	POL
88	CASAS ROIGE Helena	ESP
111	BURLAKOVA Yana	AIN
Heat 3		
13	PETERKOVA Kateřina Sara	CZE
53	BERTOLINI Beatrice	ITA
68	van der PEET Steffie	NED
101	LOHVINIUK Oleksandra	UKR
112	LYSENKO Alina	AIN
Heat 4		
36	BELL Lauren	GBR
59	VECE Miriam	ITA
62	VALIUKEVIČIŪTĖ Lauryna	LTU
72	KARWACKA Marlena	POL
98	BILETSKA Alla	UKR

Progression rule:

The first rider in each heat qualify to the Second round, all other riders advance to the repechages.

12-16 February 2025

Communiqué no. 92

Women's Team Pursuit / Poursuite par équipe femmes

Final Classification / Classement final

Thu 13 Feb 2025

World Record	4:04.242	GER - Germany	Tokyo (JPN)	3 AUG 2021
--------------	----------	---------------	-------------	------------

Rank	NAT / Name	1000m	2000m 1000-2000	3000m 2000-3000	Time 3000-4000	Average Speed km/h
For Gold						
GOLD	1 ITA - Italy	1:08.699	2:10.646	3:12.158	4:14.213	56.645
	51 ALZINI Martina		1:01.947	1:01.512	1:02.055	
	55 CONSONNI Chiara					
	56 FIDANZA Martina (X)					
	57 GUAZZINI Vittoria					
SILVER	2 GER - Germany	1:08.755	2:10.892	3:12.266	4:14.939	56.484
	25 BRAUSSE Franziska		1:02.137	1:01.374	1:02.673	
	29 KLEIN Lisa					
	30 KROGER Mieke (X)					
	34 SUSSEMILCH Laura					
For Bronze						
BRONZE	3 GBR - Great Britain	1:08.941	2:11.314	3:13.837	4:18.147	55.782
	39 LEECH Sophie Madelaine		1:02.373	1:02.523	1:04.310	
	40 LEWIS Tegan Sophie					
	41 LISTER Elizabeth Grace (X)					
	43 MORRIS Anna					
	38 EVANS Neah (R)					
	4 FRA - France	1:10.151	2:13.663	3:17.481	4:23.355	54.679
	19 BORRAS Marion		1:03.512	1:03.818	1:05.874	
	20 CABOT Elina					
	21 CHEREAU Clemence (X)					
	23 DUPIN Melanie					
	18 BERTEAU Victoire (R)					
Placed after First Round						
	5 SUI - Switzerland					
	92 ANDRES Michelle					
	95 LIECHTI Jasmin					
	96 LIEHNER Annika					
	97 SEITZ Aline					
	93 BURI Fabienne (R)					
	6 POL - Poland					
	73 KUMIEGA Karolina					
	76 PLOSAJ Nikol					
	79 SZCZESNA Martyna					
	81 WANKIEWICZ Olga					
	77 RABAZYNSKA Eliza (R)					
	7 BEL - Belgium					
	2 de CLERCQ Katrijn					
	3 HESTERS Helene					
	4 JOORIS Febe					
	5 VANHOVE Marith					

12-16 February 2025

Communiqué no. 92

Women's Team Pursuit / Poursuite par équipe femmes

Final Classification / Classement final

Thu 13 Feb 2025

Rank	NAT / Name	1000m	2000m 1000-2000	3000m 2000-3000	Time 3000-4000	Average Speed km/h
8	IRL - Ireland					
	45 CREIGHTON Erin Grace					
	48 JEFFERS Emma Susan					
	49 O BRIEN Aoife					
	50 WONG Esther					
<i>Did not qualify for First Round</i>						
9	ESP - Spain					
	86 ALBERT BOSCH Ainara					
	89 ESCALERA Maria Isabella Maria					
	90 FERRERES NAVARRO Isabel					
	91 RODRIGUEZ CORDERO Laura					
10	UKR - Ukraine					
	100 KOROTIEIEVA Arina					
	103 USHAKOVA Milana					
	105 YAROSHENKO Viktoriia					
	106 YASHCHENKO Tetiana					

LEGEND

R Replaced X Rider pulled out before the finish

www.uec.ch

Report Created THU 13 FEB 2025 21:42

Page 2/2



UEC Official Suppliers

12-16 February 2025

Women's Team Pursuit / Poursuite par équipe femmes
Finals / Finales
Race Analysis / Analyse de la course

For Gold

ITA - Italy				Lap	GER - Germany			
Distance	Time	Rank	Lap Time		Distance	Time	Rank	Lap Time
125m	14.260	2			125m	13.969	1	
250m	22.702	2	22.702	1	250m	22.290	1	22.290
375m	30.538	2			375m	30.142	1	
500m	38.131	2	15.429	2	500m	37.838	1	15.548
625m	45.777	2			625m	45.725	1	
750m	53.364	1	15.233	3	750m	53.392	2	15.554
875m	1:00.991	1			875m	1:01.056	2	
1000m	1:08.699	1	15.335	4	1000m	1:08.755	2	15.363
1125m	1:16.568	2			1125m	1:16.560	1	
1250m	1:24.344	1	15.645	5	1250m	1:24.367	2	15.612
1375m	1:32.110	2			1375m	1:32.075	1	
1500m	1:39.908	2	15.564	6	1500m	1:39.809	1	15.442
1625m	1:47.710	2			1625m	1:47.559	1	
1750m	1:55.328	1	15.420	7	1750m	1:55.423	2	15.614
1875m	2:02.988	1			1875m	2:03.163	2	
2000m	2:10.646	1	15.318	8	2000m	2:10.892	2	15.469
2125m	2:18.354	1			2125m	2:18.566	2	
2250m	2:25.996	1	15.350	9	2250m	2:26.207	2	15.315
2375m	2:33.611	1			2375m	2:33.843	2	
2500m	2:41.215	1	15.219	10	2500m	2:41.468	2	15.261
2625m	2:48.691	1			2625m	2:49.116	2	
2750m	2:56.441	1	15.226	11	2750m	2:56.875	2	15.407
2875m	3:04.371	1			2875m	3:04.537	2	
3000m	3:12.158	1	15.717	12	3000m	3:12.266	2	15.391
3125m	3:19.927	1			3125m	3:20.189	2	
3250m	3:27.777	1	15.619	13	3250m	3:27.838	2	15.572
3375m	3:35.373	1			3375m	3:35.558	2	
3500m	3:42.935	1	15.158	14	3500m	3:43.264	2	15.426
3625m	3:50.522	1			3625m	3:50.998	2	
3750m	3:58.259	1	15.324	15	3750m	3:58.794	2	15.530
3875m	4:06.093	1			3875m	4:06.786	2	
4000m	4:14.213	1	15.954	16	4000m	4:14.939	2	16.145

12-16 February 2025

Women's Team Pursuit / Poursuite par équipe femmes
Finals / Finales
Race Analysis / Analyse de la course

For Bronze

GBR - Great Britain				Lap	FRA - France			
Distance	Time	Rank	Lap Time		Distance	Time	Rank	Lap Time
125m	14.275	3			125m	14.628	4	
250m	22.575	3	22.575	1	250m	23.236	4	23.236
375m	30.374	3			375m	31.262	4	
500m	38.107	3	15.532	2	500m	39.129	4	15.893
625m	45.787	3			625m	46.871	4	
750m	53.561	3	15.454	3	750m	54.673	4	15.544
875m	1:01.240	3			875m	1:02.399	4	
1000m	1:08.941	3	15.380	4	1000m	1:10.151	4	15.478
1125m	1:16.806	3			1125m	1:18.077	4	
1250m	1:24.548	3	15.607	5	1250m	1:25.866	4	15.715
1375m	1:32.362	3			1375m	1:33.715	4	
1500m	1:40.307	3	15.759	6	1500m	1:41.644	4	15.778
1625m	1:48.061	3			1625m	1:49.737	4	
1750m	1:55.818	3	15.511	7	1750m	1:57.701	4	16.057
1875m	2:03.537	3			1875m	2:05.666	4	
2000m	2:11.314	3	15.496	8	2000m	2:13.663	4	15.962
2125m	2:19.202	3			2125m	2:21.780	4	
2250m	2:26.957	3	15.643	9	2250m	2:29.744	4	16.081
2375m	2:34.729	3			2375m	2:37.626	4	
2500m	2:42.436	3	15.479	10	2500m	2:45.484	4	15.740
2625m	2:50.173	3			2625m	2:53.294	4	
2750m	2:57.982	3	15.546	11	2750m	3:01.285	4	15.801
2875m	3:05.847	3			2875m	3:09.237	4	
3000m	3:13.837	3	15.855	12	3000m	3:17.481	4	16.196
3125m	3:21.741	3			3125m	3:25.857	4	
3250m	3:29.743	3	15.906	13	3250m	3:34.363	4	16.882
3375m	3:37.767	3			3375m	3:42.635	4	
3500m	3:45.822	3	16.079	14	3500m	3:51.001	4	16.638
3625m	3:53.927	3			3625m	3:59.105	4	
3750m	4:01.840	3	16.018	15	3750m	4:07.189	4	16.188
3875m	4:09.858	3			3875m	4:15.216	4	
4000m	4:18.147	3	16.307	16	4000m	4:23.355	4	16.166

12-16 February 2025

Communiqué no. 91 Rectificatif 1

Women's Team Pursuit / Poursuite par équipe femmes
Finals / Finales
Start List / Liste de départ

Thu 13 Feb 2025 - Race distance: 4km

World Record	4:04.242	GER - Germany	Tokyo (JPN)	3 AUG 2021
---------------------	----------	---------------	-------------	------------

Heat	Race Number	NAT / Name	Time
For Bronze		GBR - Great Britain	_____
	41	LISTER Elizabeth Grace	
	39	LEECH Sophie Madelaine	
	40	LEWIS Tegan Sophie	
	43	MORRIS Anna	
		FRA - France	_____
	19	BORRAS Marion	
	20	CABOT Elina	
	21	CHEREAU Clemence	
	23	DUPIN Melanie	
For Gold		ITA - Italy	_____
	51	ALZINI Martina	
	55	CONSONNI Chiara	
	56	FIDANZA Martina	
	57	GUAZZINI Vittoria	
		GER - Germany	_____
	25	BRAUSSE Franziska	
	29	KLEIN Lisa	
	30	KROGER Mieke	
	34	SUSSEMILCH Laura	

Note:

The composition of the teams may be subject to change up to 30 minutes before the start of the race.

www.uec.ch

Report Created THU 13 FEB 2025 18:03

Page 1/1



UEC Official Suppliers

12-16 February 2025

Communiqué no. 90

Women's Team Pursuit / Poursuite par équipe femmes
First Round / Premier tour
Results / Résultats

Thu 13 Feb 2025 - Race distance: 4km

World Record	4:04.242	GER - Germany	Tokyo (JPN)	3 AUG 2021
---------------------	----------	---------------	-------------	------------

Heat	Rank	NAT / Name	1000m	2000m 1000-2000	3000m 2000-3000	Time 3000-4000	Average Speed km/h	
1	1	POL - Poland	1:09.210	2:11.706	3:16.421	4:22.771	54.801	
		73 KUMIEGA Karolina		1:02.496	1:04.715	1:06.350		
		76 PLOSAJ Nikol						
		79 SZCZESNA Martyna						(X)
		81 WANKIEWICZ Olga						
	2	BEL - Belgium	1:10.048	2:13.292	3:18.334	4:23.804	54.586	
		2 de CLERCQ Katrijn		1:03.244	1:05.042	1:05.470		
		3 HESTERS Helene						
		4 JOORIS Febe						
		5 VANHOVE Marith						(X)
2	1	FRA - France	1:09.464	2:11.905	3:15.959	4:20.559	55.266	QB
		19 BORRAS Marion		1:02.441	1:04.054	1:04.600		
		20 CABOT Elina						
		21 CHEREAU Clemence						(X)
		23 DUPIN Melanie						
	2	IRL - Ireland	1:11.264	2:15.582	3:22.376	4:30.775	53.181	
		45 CREIGHTON Erin Grace		1:04.318	1:06.794	1:08.399		
		48 JEFFERS Emma Susan						(X)
		49 O BRIEN Aoife						
		50 WONG Esther						
3	1	ITA - Italy	1:09.650	2:10.671	3:11.695	4:13.111	56.892	QG
		51 ALZINI Martina		1:01.021	1:01.024	1:01.416		
		55 CONSONNI Chiara						
		56 FIDANZA Martina						(X)
		57 GUAZZINI Vittoria						
	2	GBR - Great Britain	1:08.607	2:10.382	3:12.421	4:15.674	56.322	QB
		38 EVANS Neah		1:01.775	1:02.039	1:03.253		(X)
		39 LEECH Sophie Madelaine						
		40 LEWIS Tegan Sophie						
		43 MORRIS Anna						

12-16 February 2025

Communiqué no. 90

Women's Team Pursuit / Poursuite par équipe femmes
First Round / Premier tour
Results / Résultats

Thu 13 Feb 2025 - Race distance: 4km

Heat	Rank	NAT / Name	1000m	2000m 1000-2000	3000m 2000-3000	Time 3000-4000	Average Speed km/h	
4	1	GER - Germany	1:08.453	2:10.387	3:12.157	4:15.515	56.357	QG
		25 BRAUSSE Franziska		1:01.934	1:01.770	1:03.358		
		29 KLEIN Lisa						
		30 KROGER Mieke						(X)
		34 SUSSEMILCH Laura						
	2	SUI - Switzerland	1:10.605	2:13.155	3:17.520	4:21.956	54.971	
		92 ANDRES Michelle		1:02.550	1:04.365	1:04.436		
		95 LIECHTI Jasmin						
		96 LIEHNER Annika						
		97 SEITZ Aline						(X)

Progression rule:

The winners of heats 3 and 4 in the First round ride the final for the gold and silver medals.

The remaining six teams will be ranked by their times in the First round and will be paired as follows:

The two fastest teams ride the final for the bronze medal.

LEGEND

QB Qualified for Bronze **QG** Qualified for Gold **X** Rider pulled out before the finish

www.uec.ch

Report Created THU 13 FEB 2025 15:20

Page 2/2



UEC Official Suppliers

12-16 February 2025

Women's Team Pursuit / Poursuite par équipe femmes
First Round / Premier tour
Race Analysis / Analyse de la course

Heat 1

BEL - Belgium				Lap	POL - Poland			
Distance	Time	Rank	Lap Time		Distance	Time	Rank	Lap Time
125m	14.294	1			125m	14.373	2	
250m	22.693	1	22.693	1	250m	22.779	2	22.779
375m	30.636	1			375m	30.689	2	
500m	38.477	1	15.784	2	500m	38.506	2	15.727
625m	46.456	2			625m	46.141	1	
750m	54.254	2	15.777	3	750m	53.737	1	15.231
875m	1:02.069	2			875m	1:01.493	1	
1000m	1:10.048	2	15.794	4	1000m	1:09.210	1	15.473
1125m	1:17.876	2			1125m	1:17.071	1	
1250m	1:25.673	2	15.625	5	1250m	1:24.749	1	15.539
1375m	1:33.471	2			1375m	1:32.430	1	
1500m	1:41.486	2	15.813	6	1500m	1:40.273	1	15.524
1625m	1:49.364	2			1625m	1:48.061	1	
1750m	1:57.245	2	15.759	7	1750m	1:55.835	1	15.562
1875m	2:05.204	2			1875m	2:03.774	1	
2000m	2:13.292	2	16.047	8	2000m	2:11.706	1	15.871
2125m	2:21.275	2			2125m	2:19.734	1	
2250m	2:29.276	2	15.984	9	2250m	2:27.897	1	16.191
2375m	2:37.283	2			2375m	2:35.938	1	
2500m	2:45.511	2	16.235	10	2500m	2:44.082	1	16.185
2625m	2:53.600	2			2625m	2:52.099	1	
2750m	3:01.854	2	16.343	11	2750m	3:00.356	1	16.274
2875m	3:10.229	2			2875m	3:08.434	1	
3000m	3:18.334	2	16.480	12	3000m	3:16.421	1	16.065
3125m	3:26.376	2			3125m	3:24.584	1	
3250m	3:34.389	2	16.055	13	3250m	3:32.772	1	16.351
3375m	3:42.380	2			3375m	3:41.166	1	
3500m	3:50.604	2	16.215	14	3500m	3:49.313	1	16.541
3625m	3:58.805	2			3625m	3:57.737	1	
3750m	4:07.126	2	16.522	15	3750m	4:06.386	1	17.073
3875m	4:15.487	2			3875m	4:14.610	1	
4000m	4:23.804	2	16.678	16	4000m	4:22.771	1	16.385

12-16 February 2025

Women's Team Pursuit / Poursuite par équipe femmes
First Round / Premier tour
Race Analysis / Analyse de la course

Heat 2

FRA - France				Lap	IRL - Ireland			
Distance	Time	Rank	Lap Time		Distance	Time	Rank	Lap Time
125m	14.426	1			125m	14.681	2	
250m	22.952	1	22.952	1	250m	23.285	2	23.285
375m	30.966	1			375m	31.251	2	
500m	38.753	1	15.801	2	500m	39.106	2	15.821
625m	46.436	1			625m	47.121	2	
750m	54.196	1	15.443	3	750m	55.065	2	15.959
875m	1:01.832	1			875m	1:03.101	2	
1000m	1:09.464	1	15.268	4	1000m	1:11.264	2	16.199
1125m	1:17.173	1			1125m	1:19.199	2	
1250m	1:25.081	1	15.617	5	1250m	1:27.157	2	15.893
1375m	1:32.792	1			1375m	1:35.133	2	
1500m	1:40.507	1	15.426	6	1500m	1:43.196	2	16.039
1625m	1:48.340	1			1625m	1:51.157	2	
1750m	1:56.230	1	15.723	7	1750m	1:59.136	2	15.940
1875m	2:04.016	1			1875m	2:07.200	2	
2000m	2:11.905	1	15.675	8	2000m	2:15.582	2	16.446
2125m	2:19.907	1			2125m	2:23.791	2	
2250m	2:28.002	1	16.097	9	2250m	2:32.115	2	16.533
2375m	2:36.143	1			2375m	2:40.775	2	
2500m	2:44.132	1	16.130	10	2500m	2:49.249	2	17.134
2625m	2:52.021	1			2625m	2:57.715	2	
2750m	2:59.886	1	15.754	11	2750m	3:05.912	2	16.663
2875m	3:07.801	1			2875m	3:14.042	2	
3000m	3:15.959	1	16.073	12	3000m	3:22.376	2	16.464
3125m	3:23.978	1			3125m	3:30.440	2	
3250m	3:32.224	1	16.265	13	3250m	3:38.707	2	16.331
3375m	3:40.279	1			3375m	3:47.272	2	
3500m	3:48.362	1	16.138	14	3500m	3:55.791	2	17.084
3625m	3:56.417	1			3625m	4:04.420	2	
3750m	4:04.604	1	16.242	15	3750m	4:13.308	2	17.517
3875m	4:12.686	1			3875m	4:22.048	2	
4000m	4:20.559	1	15.955	16	4000m	4:30.775	2	17.467

12-16 February 2025

Women's Team Pursuit / Poursuite par équipe femmes
First Round / Premier tour
Race Analysis / Analyse de la course

Heat 3

ITA - Italy				Lap	GBR - Great Britain			
Distance	Time	Rank	Lap Time		Distance	Time	Rank	Lap Time
125m	14.338	2			125m	14.185	1	
250m	22.780	2	22.780	1	250m	22.316	1	22.316
375m	30.764	2			375m	29.965	1	
500m	38.595	2	15.815	2	500m	37.663	1	15.347
625m	46.528	2			625m	45.405	1	
750m	54.278	2	15.683	3	750m	53.222	1	15.559
875m	1:01.968	2			875m	1:00.898	1	
1000m	1:09.650	2	15.372	4	1000m	1:08.607	1	15.385
1125m	1:17.443	2			1125m	1:16.401	1	
1250m	1:25.128	2	15.478	5	1250m	1:24.098	1	15.491
1375m	1:32.821	2			1375m	1:31.811	1	
1500m	1:40.458	2	15.330	6	1500m	1:39.624	1	15.526
1625m	1:48.153	2			1625m	1:47.282	1	
1750m	1:55.676	2	15.218	7	1750m	1:54.981	1	15.357
1875m	2:03.142	2			1875m	2:02.680	1	
2000m	2:10.671	2	14.995	8	2000m	2:10.382	1	15.401
2125m	2:18.198	1			2125m	2:18.222	2	
2250m	2:25.842	1	15.171	9	2250m	2:25.904	2	15.522
2375m	2:33.384	1			2375m	2:33.578	2	
2500m	2:40.899	1	15.057	10	2500m	2:41.232	2	15.328
2625m	2:48.445	1			2625m	2:49.016	2	
2750m	2:56.161	1	15.262	11	2750m	2:56.802	2	15.570
2875m	3:03.871	1			2875m	3:04.573	2	
3000m	3:11.695	1	15.534	12	3000m	3:12.421	2	15.619
3125m	3:19.428	1			3125m	3:20.460	2	
3250m	3:27.212	1	15.517	13	3250m	3:28.379	2	15.958
3375m	3:35.092	1			3375m	3:36.240	2	
3500m	3:42.644	1	15.432	14	3500m	3:44.090	2	15.711
3625m	3:50.199	1			3625m	3:51.938	2	
3750m	3:57.791	1	15.147	15	3750m	3:59.896	2	15.806
3875m	4:05.401	1			3875m	4:07.684	2	
4000m	4:13.111	1	15.320	16	4000m	4:15.674	2	15.778

12-16 February 2025

Women's Team Pursuit / Poursuite par équipe femmes
First Round / Premier tour
Race Analysis / Analyse de la course

Heat 4

GER - Germany				Lap	SUI - Switzerland			
Distance	Time	Rank	Lap Time		Distance	Time	Rank	Lap Time
125m	14.099	1			125m	14.676	2	
250m	22.419	1	22.419	1	250m	23.335	2	23.335
375m	30.184	1			375m	31.421	2	
500m	37.763	1	15.344	2	500m	39.253	2	15.918
625m	45.464	1			625m	47.049	2	
750m	53.087	1	15.324	3	750m	54.980	2	15.727
875m	1:00.752	1			875m	1:02.818	2	
1000m	1:08.453	1	15.366	4	1000m	1:10.605	2	15.625
1125m	1:16.219	1			1125m	1:18.603	2	
1250m	1:24.086	1	15.633	5	1250m	1:26.326	2	15.721
1375m	1:31.799	1			1375m	1:34.088	2	
1500m	1:39.474	1	15.388	6	1500m	1:41.812	2	15.486
1625m	1:47.195	1			1625m	1:49.562	2	
1750m	1:55.020	1	15.546	7	1750m	1:57.410	2	15.598
1875m	2:02.727	1			1875m	2:05.302	2	
2000m	2:10.387	1	15.367	8	2000m	2:13.155	2	15.745
2125m	2:18.072	1			2125m	2:21.037	2	
2250m	2:25.809	1	15.422	9	2250m	2:29.119	2	15.964
2375m	2:33.561	1			2375m	2:37.150	2	
2500m	2:41.333	1	15.524	10	2500m	2:45.380	2	16.261
2625m	2:49.171	1			2625m	2:53.553	2	
2750m	2:56.825	1	15.492	11	2750m	3:01.792	2	16.412
2875m	3:04.466	1			2875m	3:09.630	2	
3000m	3:12.157	1	15.332	12	3000m	3:17.520	2	15.728
3125m	3:20.007	1			3125m	3:25.333	2	
3250m	3:27.719	1	15.562	13	3250m	3:33.110	2	15.590
3375m	3:35.506	1			3375m	3:40.918	2	
3500m	3:43.351	1	15.632	14	3500m	3:48.912	2	15.802
3625m	3:51.233	1			3625m	3:56.867	2	
3750m	3:59.187	1	15.836	15	3750m	4:05.281	2	16.369
3875m	4:07.246	1			3875m	4:13.529	2	
4000m	4:15.515	1	16.328	16	4000m	4:21.956	2	16.675

12-16 February 2025

Communiqué no. 89

Women's Team Pursuit / Poursuite par équipe femmes
First Round / Premier tour
Start List / Liste de départ

Thu 13 Feb 2025 - Race distance: 4km

World Record	4:04.242	GER - Germany	Tokyo (JPN)	3 AUG 2021
--------------	----------	---------------	-------------	------------

Heat	Race Number	NAT / Name	Time
1		BEL - Belgium	_____
	2	de CLERCQ Katrijn	
	3	HESTERS Helene	
	4	JOORIS Febe	
	5	VANHOVE Marith	
		POL - Poland	_____
	73	KUMIEGA Karolina	
	76	PLOSAJ Nikol	
	79	SZCZESNA Martyna	
	81	WANKIEWICZ Olga	
2		FRA - France	_____
	18	BERTEAU Victoire	
	19	BORRAS Marion	
	20	CABOT Elina	
	21	CHEREAU Clemence	
		IRL - Ireland	_____
	45	CREIGHTON Erin Grace	
	48	JEFFERS Emma Susan	
49	O BRIEN Aoife		
50	WONG Esther		
3		ITA - Italy	_____
	51	ALZINI Martina	
	55	CONSONNI Chiara	
	56	FIDANZA Martina	
	57	GUAZZINI Vittoria	
		GBR - Great Britain	_____
	39	LEECH Sophie Madelaine	
	40	LEWIS Tegan Sophie	
	41	LISTER Elizabeth Grace	
	43	MORRIS Anna	

12-16 February 2025

Communiqué no. 89

Women's Team Pursuit / Poursuite par équipe femmes
First Round / Premier tour
Start List / Liste de départ

Thu 13 Feb 2025 - Race distance: 4km

Heat	Race Number	NAT / Name	Time
4		GER - Germany	_____
	25	BRAUSSE Franziska	
	29	KLEIN Lisa	
	30	KROGER Mieke	
	34	SUSSEMILCH Laura	
		SUI - Switzerland	_____
	93	BURI Fabienne	
	95	LIECHTI Jasmin	
	96	LIEHNER Annika	
	97	SEITZ Aline	

Progression rule:

The winners of heats 3 and 4 in the First round ride the final for the gold and silver medals.

The remaining six teams will be ranked by their times in the First round and will be paired as follows:

The two fastest teams ride the final for the bronze medal.

Note:

The composition of the teams may be subject to change up to 30 minutes before the start of the race.

www.uec.ch

Report Created WED 12 FEB 2025 15:34

Page 2/2



UEC Official Suppliers

12-16 February 2025

Communiqué no. 88

Women's Team Pursuit / Poursuite par équipe femmes
Qualifying / Qualifications
Results / Résultats

Wed 12 Feb 2025 - Race distance: 4km

World Record	4:04.242	GER - Germany	Tokyo (JPN)	3 AUG 2021
---------------------	----------	---------------	-------------	------------

Rank	NAT / Name	1000m	2000m 1000-2000	3000m 2000-3000	Time 3000-4000	Average Speed km/h	
1	GER - Germany	1:09.496 (2)	2:12.073 (2)	3:14.161 (1)	4:14.994	56.472	Q
	25 BRAUSSE Franziska		1:02.577 (3)	1:02.088 (1)	1:00.833 (2)		
	29 KLEIN Lisa						
	30 KROGER Mieke						(X)
	34 SUSSEMILCH Laura						
2	ITA - Italy	1:10.150 (4)	2:12.324 (3)	3:14.451 (3)	4:15.036	56.463	Q
	51 ALZINI Martina		1:02.174 (2)	1:02.127 (2)	1:00.585 (1)		
	55 CONSONNI Chiara						(X)
	56 FIDANZA Martina						
	57 GUAZZINI Vittoria						
3	GBR - Great Britain	1:08.973 (1)	2:11.033 (1)	3:14.264 (2)	4:18.745	55.653	Q
	39 LEECH Sophie Madelaine		1:02.060 (1)	1:03.231 (5)	1:04.481 (5)		
	40 LEWIS Tegan Sophie						
	41 LISTER Elizabeth Grace						(X)
	43 MORRIS Anna						
4	SUI - Switzerland	1:10.562 (7)	2:13.847 (5)	3:16.946 (4)	4:20.221	55.338	Q
	93 BURI Fabienne		1:03.285 (5)	1:03.099 (4)	1:03.275 (3)		
	95 LIECHTI Jasmin						
	96 LIEHNER Annika						
	97 SEITZ Aline						(X)
5	FRA - France	1:11.125 (8)	2:14.207 (6)	3:17.026 (5)	4:20.989	55.175	Q
	18 BERTEAU Victoire		1:03.082 (4)	1:02.819 (3)	1:03.963 (4)		
	19 BORRAS Marion						
	20 CABOT Elina						(X)
	21 CHEREAU Clemence						
6	BEL - Belgium	1:09.916 (3)	2:13.595 (4)	3:19.622 (6)	4:24.365	54.470	Q
	2 de CLERCQ Katrijn		1:03.679 (6)	1:06.027 (7)	1:04.743 (6)		
	3 HESTERS Helene						
	4 JOORIS Febe						
	5 VANHOVE Marith						(X)
7	POL - Poland	1:10.328 (5)	2:15.012 (7)	3:19.971 (7)	4:25.990	54.137	Q
	73 KUMIEGA Karolina		1:04.684 (7)	1:04.959 (6)	1:06.019 (7)		(X)
	77 RABAZYNska Eliza						
	79 SZCZESNA Martyna						
	81 WANKIEWICZ Olga						
8	IRL - Ireland	1:10.548 (6)	2:16.139 (8)	3:22.171 (8)	4:29.432	53.446	Q
	45 CREIGHTON Erin Grace		1:05.591 (8)	1:06.032 (8)	1:07.261 (9)		
	48 JEFFERS Emma Susan						(X)
	49 O BRIEN Aoife						
	50 WONG Esther						

12-16 February 2025

Communiqué no. 88

Women's Team Pursuit / Poursuite par équipe femmes
Qualifying / Qualifications
Results / Résultats

Wed 12 Feb 2025 - Race distance: 4km

Rank	NAT / Name	1000m	2000m 1000-2000	3000m 2000-3000	Time 3000-4000	Average Speed km/h
9	ESP - Spain	1:13.372 (9)	2:19.489 (9)	3:26.579 (9)	4:32.730	52.799
	86 ALBERT BOSCH Ainara		1:06.117 (9)	1:07.090 (9)	1:06.151 (8)	
	89 ESCALERA Maria Isabella Maria					
	90 FERRERES NAVARRO Isabel					
	91 RODRIGUEZ CORDERO Laura					
10	UKR - Ukraine	1:14.412 (10)	2:21.748 (10)	3:30.103 (10)	4:39.377	51.543
	100 KOROTIEIEVA Arina (X)		1:07.336 (10)	1:08.355 (10)	1:09.274 (10)	
	103 USHAKOVA Milana					
	105 YAROSHENKO Viktoriia					
	106 YASHCHENKO Tetiana					

Progression rule:

The eight fastest teams will qualify and be matched in the First Round as follows:

The 6th fastest team against the 7th fastest team.

The 5th fastest team against the 8th fastest team.

The 2nd fastest team against the 3rd fastest team.

The fastest team against the 4th fastest team.

LEGEND

Q Qualified **X** Rider pulled out before the finish

12-16 February 2025

Women's Team Pursuit / Poursuite par équipe femmes
Qualifying / Qualifications
Race Analysis / Analyse de la course

Heat 1				Heat 2				
Distance	UKR - Ukraine		Lap Time	Lap	Distance	SUI - Switzerland		Lap Time
	Time	Rank				Time	Rank	
125m	14.939	10			125m	14.699	7	
250m	23.764	9	23.764	1	250m	23.331	7	23.331
375m	32.253	10			375m	31.337	7	
500m	40.734	10	16.970	2	500m	39.146	7	15.815
625m	48.938	10			625m	46.929	6	
750m	57.375	10	16.641	3	750m	54.976	7	15.830
875m	1:05.776	10			875m	1:02.775	7	
1000m	1:14.412	10	17.037	4	1000m	1:10.562	7	15.586
1125m	1:22.752	10			1125m	1:18.336	6	
1250m	1:30.938	10	16.526	5	1250m	1:26.368	6	15.806
1375m	1:39.426	10			1375m	1:34.250	5	
1500m	1:47.835	10	16.897	6	1500m	1:42.213	5	15.845
1625m	1:56.286	10			1625m	1:50.122	5	
1750m	2:04.668	10	16.833	7	1750m	1:58.183	5	15.970
1875m	2:13.221	10			1875m	2:06.013	5	
2000m	2:21.748	10	17.080	8	2000m	2:13.847	5	15.664
2125m	2:30.339	10			2125m	2:21.738	4	
2250m	2:39.155	10	17.407	9	2250m	2:29.868	4	16.021
2375m	2:47.750	10			2375m	2:37.789	5	
2500m	2:56.592	10	17.437	10	2500m	2:45.757	5	15.889
2625m	3:04.981	10			2625m	2:53.789	5	
2750m	3:13.209	10	16.617	11	2750m	3:01.558	5	15.801
2875m	3:21.414	10			2875m	3:09.198	5	
3000m	3:30.103	10	16.894	12	3000m	3:16.946	4	15.388
3125m	3:38.738	10			3125m	3:24.910	4	
3250m	3:47.471	10	17.368	13	3250m	3:32.798	4	15.852
3375m	3:56.429	10			3375m	3:40.805	4	
3500m	4:05.574	10	18.103	14	3500m	3:48.583	4	15.785
3625m	4:14.201	10			3625m	3:56.448	4	
3750m	4:22.618	10	17.044	15	3750m	4:04.339	4	15.756
3875m	4:30.982	10			3875m	4:12.344	4	
4000m	4:39.377	10	16.759	16	4000m	4:20.221	4	15.882

12-16 February 2025

Women's Team Pursuit / Poursuite par équipe femmes
Qualifying / Qualifications
Race Analysis / Analyse de la course

Heat 3					Heat 4				
Distance	BEL - Belgium			Lap	Distance	ESP - Spain			
	Time	Rank	Lap Time			Time	Rank	Lap Time	
125m	14.252	3			125m	14.855	8		
250m	22.539	2	22.539	1	250m	23.612	8	23.612	
375m	30.374	2			375m	31.880	8		
500m	38.193	2	15.654	2	500m	40.319	9	16.707	
625m	46.227	3			625m	48.557	9		
750m	54.099	3	15.906	3	750m	56.801	9	16.482	
875m	1:02.003	3			875m	1:05.131	9		
1000m	1:09.916	3	15.817	4	1000m	1:13.372	9	16.571	
1125m	1:18.021	4			1125m	1:21.579	9		
1250m	1:25.931	4	16.015	5	1250m	1:29.977	9	16.605	
1375m	1:33.791	4			1375m	1:38.160	9		
1500m	1:41.656	4	15.725	6	1500m	1:46.388	9	16.411	
1625m	1:49.689	4			1625m	1:54.581	9		
1750m	1:57.640	4	15.984	7	1750m	2:02.998	9	16.610	
1875m	2:05.578	4			1875m	2:11.253	9		
2000m	2:13.595	4	15.955	8	2000m	2:19.489	9	16.491	
2125m	2:21.754	5			2125m	2:28.028	9		
2250m	2:29.878	6	16.283	9	2250m	2:36.416	9	16.927	
2375m	2:38.056	6			2375m	2:44.773	9		
2500m	2:46.274	6	16.396	10	2500m	2:53.117	9	16.701	
2625m	2:54.671	6			2625m	3:01.620	9		
2750m	3:02.937	6	16.663	11	2750m	3:09.932	9	16.815	
2875m	3:11.241	6			2875m	3:18.244	9		
3000m	3:19.622	6	16.685	12	3000m	3:26.579	9	16.647	
3125m	3:27.758	6			3125m	3:34.923	9		
3250m	3:35.741	6	16.119	13	3250m	3:43.321	9	16.742	
3375m	3:43.707	6			3375m	3:51.892	9		
3500m	3:51.662	6	15.921	14	3500m	4:00.008	9	16.687	
3625m	3:59.820	6			3625m	4:08.047	9		
3750m	4:07.976	6	16.314	15	3750m	4:16.269	9	16.261	
3875m	4:16.173	6			3875m	4:24.355	9		
4000m	4:24.365	6	16.389	16	4000m	4:32.730	9	16.461	

12-16 February 2025

Women's Team Pursuit / Poursuite par équipe femmes
Qualifying / Qualifications
Race Analysis / Analyse de la course

Heat 5					Heat 6				
Distance	POL - Poland			Lap	Distance	IRL - Ireland			
	Time	Rank	Lap Time			Time	Rank	Lap Time	
125m	14.623	6			125m	14.469	4		
250m	23.239	6	23.239	1	250m	22.792	4	22.792	
375m	31.196	5			375m	30.661	4		
500m	39.083	6	15.844	2	500m	38.593	4	15.801	
625m	46.751	5			625m	46.449	4		
750m	54.493	4	15.410	3	750m	54.494	5	15.901	
875m	1:02.416	4			875m	1:02.647	6		
1000m	1:10.328	5	15.835	4	1000m	1:10.548	6	16.054	
1125m	1:18.299	5			1125m	1:18.493	7		
1250m	1:26.253	5	15.925	5	1250m	1:26.632	7	16.084	
1375m	1:34.394	6			1375m	1:34.695	7		
1500m	1:42.442	6	16.189	6	1500m	1:42.846	7	16.214	
1625m	1:50.575	6			1625m	1:51.135	8		
1750m	1:58.930	7	16.488	7	1750m	1:59.411	8	16.565	
1875m	2:07.001	7			1875m	2:07.773	8		
2000m	2:15.012	7	16.082	8	2000m	2:16.139	8	16.728	
2125m	2:22.907	7			2125m	2:24.607	8		
2250m	2:31.000	7	15.988	9	2250m	2:32.609	8	16.470	
2375m	2:38.950	7			2375m	2:40.574	8		
2500m	2:46.989	7	15.989	10	2500m	2:48.794	8	16.185	
2625m	2:55.053	7			2625m	2:56.969	8		
2750m	3:03.262	7	16.273	11	2750m	3:05.268	8	16.474	
2875m	3:11.462	7			2875m	3:13.781	8		
3000m	3:19.971	7	16.709	12	3000m	3:22.171	8	16.903	
3125m	3:28.305	7			3125m	3:30.631	8		
3250m	3:36.579	7	16.608	13	3250m	3:39.180	8	17.009	
3375m	3:44.758	7			3375m	3:47.437	8		
3500m	3:52.993	7	16.414	14	3500m	3:55.633	8	16.453	
3625m	4:01.375	7			3625m	4:04.155	8		
3750m	4:09.626	7	16.633	15	3750m	4:12.453	8	16.820	
3875m	4:17.776	7			3875m	4:21.030	8		
4000m	4:25.990	7	16.364	16	4000m	4:29.432	8	16.979	

12-16 February 2025

Women's Team Pursuit / Poursuite par équipe femmes
Qualifying / Qualifications
Race Analysis / Analyse de la course

Heat 7				Heat 8				
Distance	FRA - France		Lap Time	Lap	Distance	GER - Germany		Lap Time
	Time	Rank				Time	Rank	
125m	14.873	9			125m	14.124	1	
250m	23.826	10	23.826	1	250m	22.609	3	22.609
375m	32.095	9			375m	30.509	3	
500m	40.057	8	16.231	2	500m	38.270	3	15.661
625m	47.845	8			625m	46.170	2	
750m	55.673	8	15.616	3	750m	53.913	2	15.643
875m	1:03.374	8			875m	1:01.699	2	
1000m	1:11.125	8	15.452	4	1000m	1:09.496	2	15.583
1125m	1:19.108	8			1125m	1:17.299	2	
1250m	1:27.098	8	15.973	5	1250m	1:25.235	2	15.739
1375m	1:35.066	8			1375m	1:32.951	2	
1500m	1:43.099	8	16.001	6	1500m	1:40.640	2	15.405
1625m	1:50.916	7			1625m	1:48.429	2	
1750m	1:58.699	6	15.600	7	1750m	1:56.355	2	15.715
1875m	2:06.430	6			1875m	2:04.217	2	
2000m	2:14.207	6	15.508	8	2000m	2:12.073	2	15.718
2125m	2:21.954	6			2125m	2:19.873	2	
2250m	2:29.870	5	15.663	9	2250m	2:27.613	2	15.540
2375m	2:37.675	4			2375m	2:35.358	2	
2500m	2:45.471	4	15.601	10	2500m	2:43.082	2	15.469
2625m	2:53.295	4			2625m	2:50.829	2	
2750m	3:01.059	4	15.588	11	2750m	2:58.605	2	15.523
2875m	3:08.958	4			2875m	3:06.387	2	
3000m	3:17.026	5	15.967	12	3000m	3:14.161	1	15.556
3125m	3:25.016	5			3125m	3:21.809	1	
3250m	3:33.112	5	16.086	13	3250m	3:29.494	1	15.333
3375m	3:41.332	5			3375m	3:37.201	1	
3500m	3:49.307	5	16.195	14	3500m	3:45.005	1	15.511
3625m	3:57.191	5			3625m	3:52.486	1	
3750m	4:05.126	5	15.819	15	3750m	4:00.002	1	14.997
3875m	4:12.991	5			3875m	4:07.471	1	
4000m	4:20.989	5	15.863	16	4000m	4:14.994	1	14.992

12-16 February 2025

Women's Team Pursuit / Poursuite par équipe femmes
Qualifying / Qualifications
Race Analysis / Analyse de la course

Heat 9				Heat 10				
Distance	ITA - Italy		Lap Time	Lap	Distance	GBR - Great Britain		Lap Time
	Time	Rank				Time	Rank	
125m	14.470	5			125m	14.149	2	
250m	23.140	5	23.140	1	250m	22.366	1	22.366
375m	31.225	6			375m	30.152	1	
500m	39.070	5	15.930	2	500m	37.852	1	15.486
625m	46.962	7			625m	45.590	1	
750m	54.702	6	15.632	3	750m	53.362	1	15.510
875m	1:02.482	5			875m	1:01.072	1	
1000m	1:10.150	4	15.448	4	1000m	1:08.973	1	15.611
1125m	1:18.011	3			1125m	1:16.734	1	
1250m	1:25.794	3	15.644	5	1250m	1:24.524	1	15.551
1375m	1:33.608	3			1375m	1:32.424	1	
1500m	1:41.424	3	15.630	6	1500m	1:40.173	1	15.649
1625m	1:49.325	3			1625m	1:47.892	1	
1750m	1:57.018	3	15.594	7	1750m	1:55.567	1	15.394
1875m	2:04.689	3			1875m	2:03.366	1	
2000m	2:12.324	3	15.306	8	2000m	2:11.033	1	15.466
2125m	2:19.936	3			2125m	2:18.716	1	
2250m	2:27.731	3	15.407	9	2250m	2:26.430	1	15.397
2375m	2:35.637	3			2375m	2:34.332	1	
2500m	2:43.357	3	15.626	10	2500m	2:42.191	1	15.761
2625m	2:51.121	3			2625m	2:50.161	1	
2750m	2:58.862	3	15.505	11	2750m	2:58.165	1	15.974
2875m	3:06.560	3			2875m	3:06.350	1	
3000m	3:14.451	3	15.589	12	3000m	3:14.264	2	16.099
3125m	3:22.251	3			3125m	3:22.134	2	
3250m	3:29.987	2	15.536	13	3250m	3:29.989	3	15.725
3375m	3:37.692	2			3375m	3:37.991	3	
3500m	3:45.486	2	15.499	14	3500m	3:45.949	3	15.960
3625m	3:52.997	2			3625m	3:54.067	3	
3750m	4:00.420	2	14.934	15	3750m	4:02.260	3	16.311
3875m	4:07.747	2			3875m	4:10.482	3	
4000m	4:15.036	2	14.616	16	4000m	4:18.745	3	16.485

12-16 February 2025

Communiqué no. 87 Rectificatif 1

Women's Team Pursuit / Poursuite par équipe femmes
Qualifying / Qualifications
Start List / Liste de départ

Wed 12 Feb 2025 - Race distance: 4km

World Record	4:04.242 GER - Germany	Tokyo (JPN)	3 AUG 2021
---------------------	------------------------	-------------	------------

Heat	Race Number	NAT / Name	Time
1		UKR - Ukraine	
	100	KOROTIEIEVA Arina	
	103	USHAKOVA Milana	
	105	YAROSHENKO Viktoria	
	106	YASHCHENKO Tetiana	
2		SUI - Switzerland	
	93	BURI Fabienne	
	95	LIECHTI Jasmin	
	96	LIEHNER Annika	
	97	SEITZ Aline	
3		BEL - Belgium	
	2	de CLERCQ Katrijn	
	3	HESTERS Helene	
	4	JOORIS Febe	
	5	VANHOVE Marith	
4		ESP - Spain	
	86	ALBERT BOSCH Ainara	
	89	ESCALERA Maria Isabella Maria	
	90	FERRERES NAVARRO Isabel	
	91	RODRIGUEZ CORDERO Laura	
5		POL - Poland	
	73	KUMIEGA Karolina	
	77	RABAZYNSKA Eliza	
	79	SZCZESNA Martyna	
	81	WANKIEWICZ Olga	
6		IRL - Ireland	
	45	CREIGHTON Erin Grace	
	48	JEFFERS Emma Susan	
	49	O BRIEN Aoife	
	50	WONG Esther	

www.uec.ch

Report Created WED 12 FEB 2025 12:43

Page 1/2



UEC Official Suppliers

12-16 February 2025

Communiqué no. 87 Rectificatif 1

Women's Team Pursuit / Poursuite par équipe femmes
Qualifying / Qualifications
Start List / Liste de départ

Wed 12 Feb 2025 - Race distance: 4km

Heat	Race Number	NAT / Name	Time
7		FRA - France	
	18	BERTEAU Victoire	
	19	BORRAS Marion	
	20	CABOT Elina	
	21	CHEREAU Clemence	
8		GER - Germany	
	25	BRAUSSE Franziska	
	29	KLEIN Lisa	
	30	KROGER Mieke	
	34	SUSSEMILCH Laura	
9		ITA - Italy	
	51	ALZINI Martina	
	55	CONSONNI Chiara	
	56	FIDANZA Martina	
	57	GUAZZINI Vittoria	
10		GBR - Great Britain	
	39	LEECH Sophie Madelaine	
	40	LEWIS Tegan Sophie	
	41	LISTER Elizabeth Grace	
	43	MORRIS Anna	

Progression rule:

The eight fastest teams will qualify and be matched in the First Round as follows:

The 6th fastest team against the 7th fastest team.

The 5th fastest team against the 8th fastest team.

The 2nd fastest team against the 3rd fastest team.

The fastest team against the 4th fastest team.

Note:

The composition of the teams may be subject to change up to 30 minutes before the start of the race.

Women's Omnium / Omnium femmes

Final Classification / Classement final

Rank	Race Number	Name	NAT	Scratch Race 1/4	Tempo Race 2/4	Elimination Race 3/4	Sub Total Points	Points Race 4/4 (80 Laps - 20 Km)										Total Points		
								Sprint Points								Lap Points			Finish Order	
								1	2	3	4	5	6	7	8	+	-			
GOLD	70	WIEBES Lorena	NED	40 (1)	16 (13)	40 (1)	96 (2)	2	1					5	10			1	114	
SILVER	39	LEECH Sophie Madelaine	GBR	36 (3)	32 (5)	38 (2)	106 (1)		3			2	1	2				20	114	
BRONZE	15	DIDERIKSEN Amalie	DEN	24 (9)	34 (4)	32 (5)	90 (4)					5	5	3				17	103	
4	71	STENBERG Anita Yvonne	NOR	34 (4)	40 (1)	14 (14)	88 (5)	3				1			6			2	98	
5	46	GILLESPIE Lara	IRL	30 (6)	26 (8)	30 (6)	86 (7)	5	2				3					19	96	
6	55	CONSONNI Chiara	ITA	26 (8)	28 (7)	36 (3)	90 (3)						2		2			4	94	
7	18	BERTEAU Victoire	FRA	16 (13)	36 (3)	34 (4)	86 (6)				3	1						14	90	
8	35	TEUTENBERG Lea Lin	GER	22 (10)	30 (6)	20 (11)	72 (8)	1										10	73	
9	95	LIECHTI Jasmin	SUI	8 (17)	24 (9)	28 (7)	60 (13)				5	2	3					13	70	
10	109	VALGONEN Valeria	AIN	32 (5)	18 (12)	18 (12)	68 (9)											12	68	
11	81	WANKIEWICZ Olga	POL	38 (2)	2 (20)	22 (10)	62 (10)					5						5	67	
12	82	CAMPOS Daniela	POR	20 (11)	38 (2)	2 (20)	60 (12)		5						1		20	20	7	66
13	2	de CLERCQ Katrijn	BEL	18 (12)	20 (11)	24 (9)	62 (11)				1	3							9	66
14	87	ANGUELA YAGUEZ Eva	ESP	10 (16)	22 (10)	16 (13)	48 (14)												15	48
15	1	GSCHWENTNER Leila	AUT	6 (18)	12 (15)	10 (16)	28 (18)				2								11	30
16	85	BAČIKOVA Alžbeta	SVK	28 (7)	4 (19)	12 (15)	44 (15)											20	18	24
17	14	ŠEVČIKOVA Petra	CZE	2 (20)	10 (16)	26 (8)	38 (16)								4		20	3	22	
18	103	USHAKOVA Milana	UKR	14 (14)	6 (18)	8 (17)	28 (17)										20	6	8	
19	60	GEDRAITYTĖ Akvile	LTU	12 (15)	8 (17)	6 (18)	26 (19)										20	8	6	
20	107	BIRUK Karalina	AIN	4 (19)	14 (14)	4 (19)	22 (20)										40	16	-18	

Elapsed Time: 24:45 - Average Speed: 48.485km/h

No. 70 WIEBES Lorena (NED)

Has been relegated for going down too quickly after overtaking their opponent during the sprint 6.
A été déclassé(e) pour s'être rabattu trop rapidement après avoir dépassé son adversaire dans le sprint 6.

No. 46 GILLESPIE Lara (IRL)

Has been relegated for causing the crash of their opponent during the final sprint.
A été déclassé(e) pour avoir provoqué la chute de son adversaire dans le dernier sprint.

Communiqué approved by the Secretary of the Commissaires Panel:

Note:

Points scale for the first three races: 1st: 40 points, 2nd: 38 points, 3rd: 36 points, etc.

LEGEND

+ Points gained - Points lost nn (x) Points (Rank)

12-16 February 2025

Women's Omnium / Omnium femmes

Results Progression / Tableau de progression

Rank	Race Number	Name	NAT		Scrach Race 1/4		Tempo Race 2/4		Elimination Race 3/4		Points Race 4/4
					Rank	Points	Rank	Points	Rank	Points	Points
1	70	WIEBES Lorena	NED	Race result:	1	40	13	16	1	40	18
				Overall:	1	40	5	56	2	96	114
2	39	LEECH Sophie Madelaine	GBR	Race result:	3	36	5	32	2	38	8
				Overall:	3	36	2	68	1	106	114
3	15	DIDERIKSEN Amalie	DEN	Race result:	9	24	4	34	5	32	13
				Overall:	9	24	4	58	4	90	103
4	71	STENBERG Anita Yvonne	NOR	Race result:	4	34	1	40	14	14	10
				Overall:	4	34	1	74	5	88	98
5	46	GILLESPIE Lara	IRL	Race result:	6	30	8	26	6	30	10
				Overall:	6	30	6	56	7	86	96
6	55	CONSONNI Chiara	ITA	Race result:	8	26	7	28	3	36	4
				Overall:	8	26	7	54	3	90	94
7	18	BERTEAU Victoire	FRA	Race result:	13	16	3	36	4	34	4
				Overall:	13	16	8	52	6	86	90
8	35	TEUTENBERG Lea Lin	GER	Race result:	10	22	6	30	11	20	1
				Overall:	10	22	9	52	8	72	73
9	95	LIECHTI Jasmin	SUI	Race result:	17	8	9	24	7	28	10
				Overall:	17	8	14	32	13	60	70
10	109	VALGONEN Valeria	AIN	Race result:	5	32	12	18	12	18	
				Overall:	5	32	10	50	9	68	68
11	81	WANKIEWICZ Olga	POL	Race result:	2	38	20	2	10	22	5
				Overall:	2	38	11	40	10	62	67
12	82	CAMPOS Daniela	POR	Race result:	11	20	2	38	20	2	6
				Overall:	11	20	3	58	12	60	66
13	2 de	CLERCQ Katrijn	BEL	Race result:	12	18	11	20	9	24	4
				Overall:	12	18	12	38	11	62	66
14	87	ANGUELA YAGUEZ Eva	ESP	Race result:	16	10	10	22	13	16	
				Overall:	16	10	15	32	14	48	48
15	1	GSCHWENTNER Leila	AUT	Race result:	18	6	15	12	16	10	2
				Overall:	18	6	19	18	18	28	30
16	85	BAČIKOVA Alžbeta	SVK	Race result:	7	28	19	4	15	12	-20
				Overall:	7	28	13	32	15	44	24
17	14	ŠEVČIKOVA Petra	CZE	Race result:	20	2	16	10	8	26	-16
				Overall:	20	2	20	12	16	38	22
18	103	USHAKOVA Milana	UKR	Race result:	14	14	18	6	17	8	-20
				Overall:	14	14	16	20	17	28	8
19	60	GEDRAITYTĖ Akvile	LTU	Race result:	15	12	17	8	18	6	-20
				Overall:	15	12	17	20	19	26	6
20	107	BIRUK Karalina	AIN	Race result:	19	4	14	14	19	4	-40
				Overall:	19	4	18	18	20	22	-18

Note:

Points scale for the first three races: 1st: 40 points, 2nd: 38 points, 3rd: 36 points, etc.

www.uec.ch

Report Created FRI 14 FEB 2025 21:15

Page 1/1



UEC Official Suppliers

12-16 February 2025

Communiqué no. 119 Rectificatif 1

Women's Omnium / Omnium femmes
Points Race 4/4 / Course aux points 4/4
Results / Résultats

Fri 14 Feb 2025 - Race distance: 80 laps (20km) with 8 sprints

Elapsed time: **24:45**

Average Speed: **48.485km/h**

Rank	Race No.	Name	NAT	Sprint Number								Finish Order	Lap Points			Total Points	
				1	2	3	4	5	6	7	8		+	-	Balance		
1	70	WIEBES Lorena	NED	2	1						5	10	1				18
2	15	DIDERIKSEN Amalie	DEN					5	5	3			17				13
3	71	STENBERG Anita Yvonne	NOR	3				1					2				10
4	95	LIECHTI Jasmin	SUI			5	2	3					13				10
5	46	GILLESPIE Lara	IRL	5	2					3			19				10
6	39	LEECH Sophie Madelaine	GBR		3			2	1	2			20				8
7	82	CAMPOS Daniela	POR		5					1			7	20	20	0	6
8	81	WANKIEWICZ Olga	POL				5						5				5
9	55	CONSONNI Chiara	ITA						2	2			4				4
10	2	de CLERCQ Katrijn	BEL			1	3						9				4
11	18	BERTEAU Victoire	FRA			3	1						14				4
12	1	GSCHWENTNER Leila	AUT			2							11				2
13	35	TEUTENBERG Lea Lin	GER	1									10				1
14	109	VALGONEN Valeria	AIN										12				0
15	87	ANGUELA YAGUEZ Eva	ESP										15				0
16	14	ŠEVČIKOVA Petra	CZE							4			3		20	-20	-16
17	103	USHAKOVA Milana	UKR										6		20	-20	-20
18	60	GEDRAITYTĖ Akvile	LTU										8		20	-20	-20
19	85	BAČIKOVA Alžbeta	SVK										18		20	-20	-20
20	107	BIRUK Karalina	AIN										16		40	-40	-40

No. 70 WIEBES Lorena (NED)

Has been relegated for going down too quickly after overtaking their opponent during the sprint 6.

A été déclassé(e) pour s'être rabattu trop rapidement après avoir dépassé son adversaire dans le sprint 6.

No. 46 GILLESPIE Lara (IRL)

Has been relegated for causing the crash of their opponent during the final sprint.

A été déclassé(e) pour avoir provoqué la chute de son adversaire dans le dernier sprint.

LEGEND

- Points lost + Points gained No. Number

12-16 February 2025

Communiqué no. 118

Women's Omnium / Omnium femmes
Points Race 4/4 / Course aux points 4/4
Start List / Liste de départ

Fri 14 Feb 2025 - Race distance: 80 laps (20km) with 8 sprints

Race Number	Name	NAT
At the fence		
39	LEECH Sophie Madelaine	GBR
55	CONSONNI Chiara	ITA
71	STENBERG Anita Yvonne	NOR
46	GILLESPIE Lara	IRL
109 (R)	VALGONEN Valeria	AIN
2	de CLERCQ Katrijn	BEL
95	LIECHTI Jasmin	SUI
85	BAČIKOVA Alžbeta	SVK
103	USHAKOVA Milana	UKR
60	GEDRAITYTĖ Akvile	LTU
At the blue band		
70	WIEBES Lorena	NED
15	DIDERIKSEN Amalie	DEN
18	BERTEAU Victoire	FRA
35	TEUTENBERG Lea Lin	GER
81	WANKIEWICZ Olga	POL
82	CAMPOS Daniela	POR
87	ANGUELA YAGUEZ Eva	ESP
14	ŠEVČIKOVA Petra	CZE
1	GSCHWENTNER Leila	AUT
107	BIRUK Karalina	AIN

Women's Omnium / Omnium femmes
Elimination Race 3/4 / Course par élimination 3/4
Results / Résultats

Fri 14 Feb 2025

Elapsed time: **11:51**

Average Speed: **46.835km/h**

Rank	Race Number	Name	NAT
1	70	WIEBES Lorena	NED
2	39	LEECH Sophie Madelaine	GBR
3	55	CONSONNI Chiara	ITA
4	18	BERTEAU Victoire	FRA
5	15	DIDERIKSEN Amalie	DEN
6	46	GILLESPIE Lara	IRL
7	95	LIECHTI Jasmin	SUI
8	14	ŠEVČIKOVA Petra	CZE
9	2	de CLERCQ Katrijn	BEL
10	81	WANKIEWICZ Olga	POL
11	35	TEUTENBERG Lea Lin	GER
12	109 (R)	VALGONEN Valeria	AIN
13	87	ANGUELA YAGUEZ Eva	ESP
14	71	STENBERG Anita Yvonne	NOR
15	85	BAČIKOVA Alžbeta	SVK
16	1	GSCHWENTNER Leila	AUT
17	103	USHAKOVA Milana	UKR
18	60	GEDRAITYTĖ Akvilė	LTU
19	107	BIRUK Karalina	AIN
20	82	CAMPOS Daniela	POR

No. 109 VALGONEN Valeria (AIN)

Has been relegated for entering the sprinter's lane when the opponent was already there.

A été déclassé(e) pour être entré dans le couloir des sprinters alors que son adversaire s'y trouvait déjà.

12-16 February 2025

Communiqué no. 115

Women's Omnium / Omnium femmes
Elimination Race 3/4 / Course par élimination 3/4
Start List / Liste de départ

Fri 14 Feb 2025

Race Number	Name	NAT
At the fence		
71	STENBERG Anita Yvonne	NOR
82	CAMPOS Daniela	POR
70	WIEBES Lorena	NED
55	CONSONNI Chiara	ITA
35	TEUTENBERG Lea Lin	GER
81	WANKIEWICZ Olga	POL
85	BAČIKOVA Alžbeta	SVK
87	ANGUELA YAGUEZ Eva	ESP
60	GEDRAITYTĖ Akvile	LTU
1	GSCHWENTNER Leila	AUT
At the blue band		
39	LEECH Sophie Madelaine	GBR
15	DIDERIKSEN Amalie	DEN
46	GILLESPIE Lara	IRL
18	BERTEAU Victoire	FRA
109	VALGONEN Valeria	AIN
2	de CLERCQ Katrijn	BEL
95	LIECHTI Jasmin	SUI
103	USHAKOVA Milana	UKR
107	BIRUK Karalina	AIN
14	ŠEVČIKOVA Petra	CZE

12-16 February 2025

Communiqué no. 113

Women's Omnium / Omnium femmes
Tempo Race 2/4 / Course tempo 2/4
Results / Résultats

Fri 14 Feb 2025 - Race distance: 40 laps (10km)

Elapsed time: 10:57

Average Speed: 54.795km/h

Rank	Race Number	Name	NAT	Sprints Won	Lap Points			Finish Order	Total Points
					+	-	Balance		
1	71	STENBERG Anita Yvonne	NOR	10, 12, 32	40	40	20	43	
2	82	CAMPOS Daniela	POR	1, 2, 3, 4, 5, 6, 7, 8, 9	20	20	18	29	
3	18	BERTEAU Victoire	FRA	15, 17, 18, 19, 21, 22, 23, 24	20	20	19	28	
4	15	DIDERIKSEN Amalie	DEN	33, 34, 35, 36	20	20	1	24	
5	39	LEECH Sophie Madelaine	GBR	27, 28, 29, 31	20	20	17	24	
6	35	TEUTENBERG Lea Lin	GER	14, 20	20	20	16	22	
7	55	CONSONNI Chiara	ITA	25	20	20	5	21	
8	46	GILLESPIE Lara	IRL	26	20	20	6	21	
9	95	LIECHTI Jasmin	SUI	11	20	20	8	21	
10	87	ANGUELA YAGUEZ Eva	ESP	16	20	20	10	21	
11	2	de CLERCQ Katrijn	BEL	13	20	20	11	21	
12	109	VALGONEN Valeria	AIN	30	20	20	15	21	
13	70	WIEBES Lorena	NED		20	20	3	20	
14	107	BIRUK Karalina	AIN				2	0	
15	1	GSCHWENTNER Leila	AUT				4	0	
16	14	ŠEVČIKOVA Petra	CZE				7	0	
17	60	GEDRAITYTĖ Akvilė	LTU				9	0	
18	103	USHAKOVA Milana	UKR				12	0	
19	85	BAČIKOVA Alžbeta	SVK				13	0	
20	81	WANKIEWICZ Olga	POL				14	0	

LEGEND

- Points lost + Points gained

12-16 February 2025

Communiqué no. 112

Women's Omnium / Omnium femmes
Tempo Race 2/4 / Course tempo 2/4
Start List / Liste de départ

Fri 14 Feb 2025 - Race distance: 40 laps (10km)

Race Number	Name	NAT
At the fence		
70	WIEBES Lorena	NED
39	LEECH Sophie Madelaine	GBR
109	VALGONEN Valeria	AIN
85	BAČIKOVA Alžbeta	SVK
15	DIDERIKSEN Amalie	DEN
82	CAMPOS Daniela	POR
18	BERTEAU Victoire	FRA
60	GEDRAITYTÉ Akvilė	LTU
95	LIECHTI Jasmin	SUI
107	BIRUK Karalina	AIN
At the blue band		
81	WANKIEWICZ Olga	POL
71	STENBERG Anita Yvonne	NOR
46	GILLESPIE Lara	IRL
55	CONSONNI Chiara	ITA
35	TEUTENBERG Lea Lin	GER
2	de CLERCQ Katrijn	BEL
103	USHAKOVA Milana	UKR
87	ANGUELA YAGUEZ Eva	ESP
1	GSCHWENTNER Leila	AUT
14	ŠEVČIKOVA Petra	CZE

12-16 February 2025

Communiqué no. 110

Women's Omnium / Omnium femmes
Scratch Race 1/4 / Course scratch 1/4
Results / Résultats

Fri 14 Feb 2025 - Race distance: 40 laps (10km)

Elapsed time: **12:38**Average Speed: **47.493km/h**

Rank	Race Number	Name	NAT	Comments
1	70	WIEBES Lorena	NED	
2	81	WANKIEWICZ Olga	POL	
3	39	LEECH Sophie Madelaine	GBR	
4	71	STENBERG Anita Yvonne	NOR	
5	109	VALGONEN Valeria	AIN	
6	46	GILLESPIE Lara	IRL	
7	85	BAČIKOVA Alžbeta	SVK	
8	55	CONSONNI Chiara	ITA	
9	15	DIDERIKSEN Amalie	DEN	
10	35	TEUTENBERG Lea Lin	GER	
11	82	CAMPOS Daniela	POR	
12	2	de CLERCQ Katrijn	BEL	
13	18	BERTEAU Victoire	FRA	
14	103	USHAKOVA Milana	UKR	
15	60	GEDRAITYTĖ Akvilė	LTU	
16	87	ANGUELA YAGUEZ Eva	ESP	
17	95	LIECHTI Jasmin	SUI	
18	1	GSCHWENTNER Leila	AUT	
19	107	BIRUK Karalina	AIN	
20	14	ŠEVČIKOVA Petra	CZE	

12-16 February 2025

Communiqué no. 109

Women's Omnium / Omnium femmes
Scratch Race 1/4 / Course scratch 1/4
Start List / Liste de départ

Fri 14 Feb 2025 - Race distance: 40 laps (10km)

Race Number	Name	NAT
At the fence		
71	STENBERG Anita Yvonne	NOR
14	ŠEVČIKOVA Petra	CZE
35	TEUTENBERG Lea Lin	GER
82	CAMPOS Daniela	POR
15	DIDERIKSEN Amalie	DEN
87	ANGUELA YAGUEZ Eva	ESP
70	WIEBES Lorena	NED
55	CONSONNI Chiara	ITA
1	GSCHWENTNER Leila	AUT
109	VALGONEN Valeria	AIN
At the blue band		
46	GILLESPIE Lara	IRL
85	BAČIKOVA Alžbeta	SVK
60	GEDRAITYTĖ Akvile	LTU
95	LIECHTI Jasmin	SUI
2	de CLERCQ Katrijn	BEL
18	BERTEAU Victoire	FRA
81	WANKIEWICZ Olga	POL
39	LEECH Sophie Madelaine	GBR
103	USHAKOVA Milana	UKR
107	BIRUK Karalina	AIN

Women's Madison / Madison femmes

Results / Résultats

Sun 16 Feb 2025 - Race distance: 120 laps (30km) with 12 sprints

Elapsed time: 33:21 Average Speed: 53.973km/h

Rank	Race Number	NAT Name	Sprint Number												Lap Points			Finish Order	Points		
			1	2	3	4	5	6	7	8	9	10	11	12	+	-	Balance				
GOLD	5	NED - Netherlands			2			1	5	2	2					10	40		40	1	62
		Black van BELLE Lisa																			
		Red van der DUIN Maïke																			
SILVER	3	ITA - Italy	2	5		1	5		5	5	2	2			6	20		20	2	53	
		Black CONSONNI Chiara																			
		Red GUAZZINI Vittoria																			
BRONZE	2	FRA - France	1	2		2	3	3				3	1	3	4	20		20	3	42	
		Black BERTEAU Victoire																			
		Red BORRAS Marion																			
4	1	DEN - Denmark			1		2	2			3	1	5	5	2	20		20	4	41	
		Black DIDERIKSEN Amalie																			
		Red KLINGE Hjollund Ellen																			
5	6	IRL - Ireland	3	1							1		5		2	20		20	9	32	
		Black GILLESPIE Lara																			
		Red GRIFFIN Mia																			
6	4	GBR - Great Britain		3		3		1					3	1	20		20	7	31		
		Black EVANS Neah																			
		Red LEECH Sophie Madelaine																			
7	9	SUI - Switzerland			5					3								5	8		
		Black ANDRES Michelle																			
		Red SEITZ Aline																			
8	8	BEL - Belgium			3	5												12	8		
		Black de CLERCQ Katrijn																			
		Red HESTERS Helene																			
9	10	GER - Germany	5								1							10	6		
		Black BRAUTIGAM Messane																			
		Red REISSNER Lena Charlotte																			
10	7	POL - Poland														20	-20	6	-20		
		Black TRACKA Maja																			
		Red WANKIEWICZ Olga																			
11	11	CZE - Czechia														40	-40	8	-40		
		Black BARTOVA Gabriela																			
		Red NĚMCOVA Barbora																			
12	12	ESP - Spain														40	-40	11	-40		
		Black ANGUELA YAGUEZ Eva																			
		Red RODRIGUEZ CORDERO Laura																			
13	13	UKR - Ukraine														40	-40		DNF		
		Black KOLYZHUK Anna																			
		Red VELYCHKO Kateryna																			

LEGEND
- Points lost
+ Points gained
DNF Did Not Finish



12-16 February 2025

Communiqué no. 139 Rectificatif 1

Women's Madison / Madison femmes

Start List / Liste de départ

Sun 16 Feb 2025 - Race distance: 120 laps (30km) with 12 sprints

Race Number	NAT	Colour	Name
1	DEN - Denmark	BLACK RED	DIDERIKSEN Amalie KLINGE Hjollund Ellen
2	FRA - France	BLACK RED	BERTEAU Victoire BORRAS Marion
3	ITA - Italy	BLACK RED	CONSONNI Chiara GUAZZINI Vittoria
4	GBR - Great Britain	BLACK RED	EVANS Neah LEECH Sophie Madelaine
5	NED - Netherlands	BLACK RED	van BELLE Lisa van der DUIN Maike
6	IRL - Ireland	BLACK RED	GILLESPIE Lara GRIFFIN Mia
7	POL - Poland	BLACK RED	TRACKA Maja WANKIEWICZ Olga
8	BEL - Belgium	BLACK RED	de CLERCQ Katrijn HESTERS Helene
9	SUI - Switzerland	BLACK RED	ANDRES Michelle SEITZ Aline
10	GER - Germany	BLACK RED	BRAUTIGAM Messane REISSNER Lena Charlotte
11	CZE - Czechia	BLACK RED	BARTOVA Gabriela NĚMCOVA Barbora
12	ESP - Spain	BLACK RED	ANGUELA YAGUEZ Eva RODRIGUEZ CORDERO Laura
13	UKR - Ukraine	BLACK RED	KOLYZHUK Anna VELYCHKO Kateryna

12-16 February 2025

Communiqué no. 130

Women's Points Race / Course aux points femmes

Results / Résultats

Sat 15 Feb 2025 - Race distance: 100 laps (25km) with 10 sprints

Elapsed time: 30:30

Average Speed: 49.180km/h

Rank	Race No.	Name	NAT	Sprint Number										Finish Order	Lap Points			Total Points
				1	2	3	4	5	6	7	8	9	10		+	-	Balance	
1	71	STENBERG Anita Yvonne	NOR					1		5	1	3	6	2	40		40	56
2	19	BORRAS Marion	FRA		1			3		3	3	4	3	40		40	54	
3	67	van der DUIN Maike	NED			3		5			5		5	40		40	53	
4	46	GILLESPIE Lara	IRL			5		2	3				7	40		40	50	
5	41	LISTER Elizabeth Grace	GBR	2		2					2		8	40		40	46	
6	109	VALGONEN Valeria	AIN		5								12	20		20	25	
7	35	TEUTENBERG Lea Lin	GER					1					15	20		20	21	
8	11	MACHAČOVA Jarmila	CZE										13	20		20	20	
9	83	MARTINS Maria	POR	3	2				2	2		10	1				19	
10	92	ANDRES Michelle	SUI	5					1		2		11				8	
11	7	WITTEVRONGEL Lani	BEL	1			2				1	2	4				6	
12	17	KLINGE Hjollund Ellen	DEN			1					5		10				6	
13	86	ALBERT BOSCH Ainara	ESP					5					16				5	
14	76	PLOSAJ Nikol	POL						5				17				5	
15	51	ALZINI Martina	ITA				3		1				18				4	
16	108	TSERAKH Hanna	AIN		3								6				3	
17	85	BAČIKOVA Alžbeta	SVK										9				0	
18	104	VELYCHKO Kateryna	UKR										14		20	-20	-20	
	62	VALIUKEVIČIŪTĖ Lauryna	LTU														ABD	

LEGEND

- Points lost + Points gained DNF Did Not Finish No. Number

www.uec.ch

Report Created SAT 15 FEB 2025 21:37

Page 1/1



UEC Official Suppliers

12-16 February 2025

Communiqué no. 129

Women's Points Race / Course aux points femmes

Start List / Liste de départ

Sat 15 Feb 2025 - Race distance: 100 laps (25km) with 10 sprints

Race Number	Name	NAT
At the fence		
71	STENBERG Anita Yvonne	NOR
83	MARTINS Maria	POR
85	BAČIKOVA Alžbeta	SVK
92	ANDRES Michelle	SUI
67	van der DUIN Maike	NED
104	VELYCHKO Kateryna	UKR
76	PLOSAJ Nikol	POL
86	ALBERT BOSCH Ainara	ESP
109	VALGONEN Valeria	AIN
108	TSEKAKH Hanna	AIN
At the blue band		
46	GILLESPIE Lara	IRL
17	KLINGE Hjøllund Ellen	DEN
35	TEUTENBERG Lea Lin	GER
7	WITTEVRONGEL Lani	BEL
11	MACHAČOVA Jarmila	CZE
51	ALZINI Martina	ITA
41	LISTER Elizabeth Grace	GBR
19	BORRAS Marion	FRA
62	VALIUKEVIČIŪTĒ Lauryna	LTU

12-16 February 2025

Communiqué no. 94

Women's Scratch Race / Course scratch femmes

Results / Résultats

Wed 12 Feb 2025 - Race distance: 40 laps (10km)

Elapsed time: **12:21**

Average Speed: **48.583km/h**

Rank	Race Number	Name	NAT	Comments
GOLD	56	FIDANZA Martina	ITA	
SILVER	70	WIEBES Lorena	NED	
BRONZE	83	MARTINS Maria	POR	
4	71	STENBERG Anita Yvonne	NOR	
5	43	MORRIS Anna	GBR	
6	14	ŠEVČIKOVA Petra	CZE	
7	47	GRIFFIN Mia	IRL	
8	94	LEU Lorena	SUI	
9	60	GEDRAITYTĖ Akvilė	LTU	
10	85	BAČIKOVA Alžbeta	SVK	
11	17	KLINGE Hjollund Ellen	DEN	
12	87	ANGUELA YAGUEZ Eva	ESP	
13	77	RABAZYNSKA Eliza	POL	
14	106	YASHCHENKO Tetiana	UKR	
15	35	TEUTENBERG Lea Lin	GER	
16	108	TSERAKH Hanna	AIN	
17	7	WITTEVRONGEL Lani	BEL	
18	110	AVERINA Maria	AIN	
19	23	DUPIN Melanie	FRA	

12-16 February 2025

Communiqué no. 93

Women's Scratch Race / Course scratch femmes

Start List / Liste de départ

Wed 12 Feb 2025 - Race distance: 40 laps (10km)

Race Number	Name	NAT
At the fence		
70	WIEBES Lorena	NED
14	ŠEVČIKOVA Petra	CZE
17	KLINGE Hjollund Ellen	DEN
35	TEUTENBERG Lea Lin	GER
7	WITTEVRONGEL Lani	BEL
94	LEU Lorena	SUI
106	YASHCHENKO Tetiana	UKR
43	MORRIS Anna	GBR
23	DUPIN Melanie	FRA
110	AVERINA Maria	A12
At the blue band		
71	STENBERG Anita Yvonne	NOR
83	MARTINS Maria	POR
85	BAČIKOVA Alžbeta	SVK
60	GEDRAITYTĖ Akvile	LTU
56	FIDANZA Martina	ITA
47	GRIFFIN Mia	IRL
87	ANGUELA YAGUEZ Eva	ESP
77	RABAZYNSKA Eliza	POL
108	TSERAKH Hanna	A11

12-16 February 2025

Communiqué no. 124

Women's 1Km Time Trial / 1Km Contre la montre femmes

Final Classification / Classement final

Sat 15 Feb 2025

World Record 1:04.697 ANDREWS Elesse NZL Brisbane (AUS) 14 FEB 2025

Rank	Race Number	Name	NAT	250m	500m 250-500	750m 500-750	Time 750-1000	Average Speed km/h	
GOLD	1	66 van de WOUW Hetty	NED	19.634 (1)	33.741 (1) 14.107 (1)	48.444 (1) 14.703 (1)	1:04.497 16.053 (4)	55.817	WR
SILVER	2	56 FIDANZA Martina	ITA	21.055 (6)	35.719 (6) 14.664 (3)	50.466 (4) 14.747 (2)	1:05.969 15.503 (2)	54.571	
BRONZE	3	33 SCHNEIDER Clara	GER	20.151 (3)	34.841 (3) 14.690 (4)	50.244 (3) 15.403 (6)	1:06.745 16.501 (5)	53.937	
	4	25 BRAUSSE Franziska	GER	21.539 (7)	36.590 (7) 15.051 (7)	51.548 (7) 14.958 (3)	1:06.959 15.411 (1)	53.764	
	5	75 PETRI Paulina	POL	20.468 (4)	35.303 (4) 14.835 (5)	50.628 (5) 15.325 (5)	1:07.172 16.544 (7)	53.594	
	6	24 KOUAME Taky Marie Divine	FRA	19.776 (2)	34.434 (2) 14.658 (2)	50.098 (2) 15.664 (8)	1:07.293 17.195 (8)	53.497	
	7	5 VANHOVE Marith	BEL	20.716 (5)	35.693 (5) 14.977 (6)	51.149 (6) 15.456 (7)	1:07.690 16.541 (6)	53.184	
	8	38 EVANS Neah	GBR	21.620 (8)	36.826 (8) 15.206 (8)	52.080 (8) 15.254 (4)	1:08.015 15.935 (3)	52.930	
	9	112 LYSENKO Alina	AIN						
	10	45 CREIGHTON Erin Grace	IRL						
	11	101 LOHVINIUK Oleksandra	UKR						
	12	98 BILETSKA Alla	UKR						
	13	53 BERTOLINI Beatrice	ITA						
	14	9 JABORNIKOVA Anna	CZE						
	15	88 CASAS ROIGE Helena	ESP						
	16	48 JEFFERS Emma Susan	IRL						
	17	90 FERRERES NAVARRO Isabel	ESP						

www.uec.ch

Report Created SAT 15 FEB 2025 19:26

Page 1/2



UEC Official Suppliers

12-16 February 2025

Communiqué no. 124

Women's 1Km Time Trial / 1Km Contre la montre femmes

Final Classification / Classement final

Sat 15 Feb 2025

Rank	Race Number	Name	NAT	250m	500m 250-500	750m 500-750	Time 750-1000	Average Speed km/h
18	42	MOIR Margaret Iona	GBR					
19	84	PAVLOVIĆ Marija	SRB					

LEGEND

WR World Record

www.uec.ch

Report Created SAT 15 FEB 2025 19:26

Page 2/2



UEC Official Suppliers

12-16 February 2025

Women's 1Km Time Trial / 1Km Contre la montre femmes
Final / Finale
Race Analysis / Analyse de la course

Heat 1					Heat 2				
38 EVANS Neah - GBR				Lap	5 VANHOVE Marith - BEL				
Distance	Time	Rank	Lap Time		Distance	Time	Rank	Lap Time	
125m	13.407	7		1	125m	12.880	5		
250m	21.620	8	21.620		250m	20.716	5	20.716	
375m	29.289	8			375m	28.182	5		
500m	36.826	8	15.206		500m	35.693	5	14.977	
625m	44.387	8			625m	43.285	6		
750m	52.080	8	15.254		750m	51.149	6	15.456	
875m	59.949	8			875m	59.269	7		
1000m	1:08.015	8	15.935		1000m	1:07.690	7	16.541	

Heat 3					Heat 4				
24 KOUAME Taky Marie Divine - FRA				Lap	75 PETRI Paulina - POL				
Distance	Time	Rank	Lap Time		Distance	Time	Rank	Lap Time	
125m	12.273	2		1	125m	12.652	4		
250m	19.776	2	19.776		250m	20.468	4	20.468	
375m	27.032	2			375m	27.893	4		
500m	34.434	2	14.658		500m	35.303	4	14.835	
625m	42.094	2			625m	42.817	4		
750m	50.098	2	15.664		750m	50.628	5	15.325	
875m	58.449	4			875m	58.729	5		
1000m	1:07.293	6	17.195		1000m	1:07.172	5	16.544	

Heat 5					Heat 6				
25 BRAUSSE Franziska - GER				Lap	56 FIDANZA Martina - ITA				
Distance	Time	Rank	Lap Time		Distance	Time	Rank	Lap Time	
125m	13.458	8		1	125m	13.151	6		
250m	21.539	7	21.539		250m	21.055	6	21.055	
375m	29.130	7			375m	28.458	6		
500m	36.590	7	15.051		500m	35.719	6	14.664	
625m	44.021	7			625m	43.029	5		
750m	51.548	7	14.958		750m	50.466	4	14.747	
875m	59.187	6			875m	58.117	2		
1000m	1:06.959	4	15.411		1000m	1:05.969	2	15.503	

Heat 7					Heat 8				
33 SCHNEIDER Clara - GER				Lap	66 van de WOUW Hetty - NED				
Distance	Time	Rank	Lap Time		Distance	Time	Rank	Lap Time	
125m	12.500	3		1	125m	12.241	1		
250m	20.151	3	20.151		250m	19.634	1	19.634	
375m	27.482	3			375m	26.697	1		
500m	34.841	3	14.690		500m	33.741	1	14.107	
625m	42.387	3			625m	40.949	1		
750m	50.244	3	15.403		750m	48.444	1	14.703	
875m	58.368	3			875m	56.291	1		
1000m	1:06.745	3	16.501		1000m	1:04.497	1	16.053	

12-16 February 2025

Communiqué no. 123

Women's 1Km Time Trial / 1Km Contre la montre femmes
Final / Finale
Start List / Liste de départ

Sat 15 Feb 2025 - Race distance: 1000m

World Record	1:04.697 ANDREWS Ellesse	NZL Brisbane (AUS)	14 FEB 2025
--------------	--------------------------	--------------------	-------------

Order	Race Number	Name	NAT	Time
1	38	EVANS Neah	GBR	_____
2	5	VANHOVE Marith	BEL	_____
3	24	KOUAME Taky Marie Divine	FRA	_____
4	75	PETRI Paulina	POL	_____
5	25	BRAUSSE Franziska	GER	_____
6	56	FIDANZA Martina	ITA	_____
7	33	SCHNEIDER Clara	GER	_____
8	66	van de WOUW Hetty	NED	_____

12-16 February 2025

Communiqué no. 122

Women's 1Km Time Trial / 1Km Contre la montre femmes
Qualifying / Qualifications
Results / Résultats

Sat 15 Feb 2025

World Record 1:04.697 ANDREWS Elesse NZL Brisbane (AUS) 14 FEB 2025

Rank	Race Number	Name	NAT	250m	500m 250-500	750m 500-750	Time 750-1000	Average Speed km/h	
1	66	van de WOUW Hetty	NED	19.874 (2)	34.011 (1) 14.137 (1)	48.705 (1) 14.694 (1)	1:04.729 16.024 (4)	55.616	Q
2	33	SCHNEIDER Clara	GER	19.883 (3)	34.312 (3) 14.429 (2)	49.362 (2) 15.050 (5)	1:05.479 16.117 (5)	54.979	Q
3	56	FIDANZA Martina	ITA	21.056 (12)	35.681 (9) 14.625 (5)	50.393 (5) 14.712 (2)	1:05.834 15.441 (2)	54.683	Q
4	25	BRAUSSE Franziska	GER	21.536 (14)	36.420 (14) 14.884 (9)	51.183 (8) 14.763 (3)	1:06.520 15.337 (1)	54.119	Q
5	75	PETRI Paulina	POL	20.209 (4)	34.759 (4) 14.550 (3)	50.049 (3) 15.290 (7)	1:06.832 16.783 (11)	53.866	Q
6	24	KOUAME Taky Marie Divine	FRA	20.218 (5)	34.808 (5) 14.590 (4)	50.078 (4) 15.270 (6)	1:06.835 16.757 (10)	53.864	Q
7	5	VANHOVE Marith	BEL	20.604 (9)	35.414 (7) 14.810 (7)	50.731 (6) 15.317 (8)	1:07.143 16.412 (7)	53.617	Q
8	38	EVANS Neah	GBR	21.720 (15)	36.741 (16) 15.021 (11)	51.659 (11) 14.918 (4)	1:07.179 15.520 (3)	53.588	Q
9	112	LYSENKO Alina	AIN	20.585 (8)	35.419 (8) 14.834 (8)	50.968 (7) 15.549 (11)	1:07.696 16.728 (9)	53.179	
10	45	CREIGHTON Erin Grace	IRL	21.749 (16)	36.636 (15) 14.887 (10)	52.035 (14) 15.399 (9)	1:08.580 16.545 (8)	52.493	
11	101	LOHVINIUK Oleksandra	UKR	20.806 (10)	36.262 (12) 15.456 (17)	51.893 (12) 15.631 (12)	1:08.814 16.921 (13)	52.315	
12	98	BILETSKA Alla	UKR	20.927 (11)	35.701 (10) 14.774 (6)	51.482 (9) 15.781 (14)	1:08.881 17.399 (16)	52.264	
13	53	BERTOLINI Beatrice	ITA	21.205 (13)	36.409 (13) 15.204 (13)	52.113 (16) 15.704 (13)	1:08.988 16.875 (12)	52.183	
14	9	JABORNIKOVA Anna	CZE	20.574 (7)	35.937 (11) 15.363 (16)	51.919 (13) 15.982 (15)	1:09.030 17.111 (15)	52.151	
15	88	CASAS ROIGE Helena	ESP	20.235 (6)	35.333 (6) 15.098 (12)	51.500 (10) 16.167 (17)	1:09.396 17.896 (17)	51.876	
16	48	JEFFERS Emma Susan	IRL	22.504 (18)	37.817 (17) 15.313 (14)	53.329 (17) 15.512 (10)	1:09.640 16.311 (6)	51.694	
17	90	FERRERES NAVARRO Isabel	ESP	22.320 (17)	37.850 (18) 15.530 (18)	53.925 (18) 16.075 (16)	1:11.015 17.090 (14)	50.694	

www.uec.ch

Report Created SAT 15 FEB 2025 15:29

Page 1/2



UEC Official Suppliers

12-16 February 2025

Communiqué no. 122

Women's 1Km Time Trial / 1Km Contre la montre femmes
Qualifying / Qualifications
Results / Résultats

Sat 15 Feb 2025

Rank	Race Number	Name	NAT	250m	500m 250-500	750m 500-750	Time 750-1000	Average Speed km/h
18	42	MOIR Margaret Iona	GBR	18.878 (1)	34.210 (2) 15.332 (15)	52.086 (15) 17.876 (18)	1:12.799 20.713 (18)	49.451
19	84	PAVLOVIĆ Marija	SRB	23.569 (19)	41.594 (19) 18.025 (19)	1:01.007 (19) 19.413 (19)	1:22.207 21.200 (19)	43.792

Progression rule:

Top 8 riders qualify for final.

LEGEND

Q Qualified

www.uec.ch

Report Created SAT 15 FEB 2025 15:29

Page 2/2



UEC Official Suppliers

12-16 February 2025

Women's 1Km Time Trial / 1Km Contre la montre femmes
Qualifying / Qualifications
Race Analysis / Analyse de la course

Heat 1

84 PAVLOVIĆ Marija - SRB				Lap	
Distance	Time	Rank	Lap Time		
125m	14.492	19			125m
250m	23.569	19	23.569	1	250m
375m	32.470	19			375m
500m	41.594	19	18.025	2	500m
625m	51.108	19			625m
750m	1:01.007	19	19.413	3	750m
875m	1:11.377	19			875m
1000m	1:22.207	19	21.200	4	1000m

Heat 2

45 CREIGHTON Erin Grace - IRL				Lap	90 FERRERES NAVARRO Isabel - ESP			
Distance	Time	Rank	Lap Time		Distance	Time	Rank	Lap Time
125m	13.706	16			125m	14.064	17	
250m	21.749	16	21.749	1	250m	22.320	17	22.320
375m	29.223	15			375m	30.106	17	
500m	36.636	15	14.887	2	500m	37.850	18	15.530
625m	44.210	16			625m	45.767	18	
750m	52.035	14	15.399	3	750m	53.925	18	16.075
875m	1:00.163	11			875m	1:02.341	18	
1000m	1:08.580	10	16.545	4	1000m	1:11.015	17	17.090

Heat 3

53 BERTOLINI Beatrice - ITA				Lap	9 JABORNIKOVA Anna - CZE			
Distance	Time	Rank	Lap Time		Distance	Time	Rank	Lap Time
125m	13.078	11			125m	12.624	7	
250m	21.205	13	21.205	1	250m	20.574	7	20.574
375m	28.818	13			375m	28.266	9	
500m	36.409	13	15.204	2	500m	35.937	11	15.363
625m	44.114	14			625m	43.820	12	
750m	52.113	16	15.704	3	750m	51.919	13	15.982
875m	1:00.393	15			875m	1:00.338	14	
1000m	1:08.988	13	16.875	4	1000m	1:09.030	14	17.111

Heat 4

75 PETRI Paulina - POL				Lap	42 MOIR Margaret Iona - GBR			
Distance	Time	Rank	Lap Time		Distance	Time	Rank	Lap Time
125m	12.575	5			125m	11.623	1	
250m	20.209	4	20.209	1	250m	18.878	1	18.878
375m	27.449	4			375m	26.285	1	
500m	34.759	4	14.550	2	500m	34.210	2	15.332
625m	42.252	3			625m	42.773	5	
750m	50.049	3	15.290	3	750m	52.086	15	17.876
875m	58.222	5			875m	1:02.181	17	
1000m	1:06.832	5	16.783	4	1000m	1:12.799	18	20.713

12-16 February 2025

Women's 1Km Time Trial / 1Km Contre la montre femmes
Qualifying / Qualifications
Race Analysis / Analyse de la course

Heat 5

56 FIDANZA Martina - ITA				Lap	101 LOHVINIUK Oleksandra - UKR			
Distance	Time	Rank	Lap Time		Distance	Time	Rank	Lap Time
125m	13.150	12			125m	12.812	9	
250m	21.056	12	21.056	1	250m	20.806	10	20.806
375m	28.441	11			375m	28.560	12	
500m	35.681	9	14.625	2	500m	36.262	12	15.456
625m	42.991	7			625m	44.026	13	
750m	50.393	5	14.712	3	750m	51.893	12	15.631
875m	58.015	3			875m	1:00.174	12	
1000m	1:05.834	3	15.441	4	1000m	1:08.814	11	16.921

Heat 6

25 BRAUSSE Franziska - GER				Lap	38 EVANS Neah - GBR			
Distance	Time	Rank	Lap Time		Distance	Time	Rank	Lap Time
125m	13.491	14			125m	13.518	15	
250m	21.536	14	21.536	1	250m	21.720	15	21.720
375m	29.045	14			375m	29.320	16	
500m	36.420	14	14.884	2	500m	36.741	16	15.021
625m	43.754	11			625m	44.160	15	
750m	51.183	8	14.763	3	750m	51.659	11	14.918
875m	58.777	6			875m	59.335	9	
1000m	1:06.520	4	15.337	4	1000m	1:07.179	8	15.520

Heat 7

5 VANHOVE Marith - BEL				Lap	88 CASAS ROIGE Helena - ESP			
Distance	Time	Rank	Lap Time		Distance	Time	Rank	Lap Time
125m	12.817	10			125m	12.574	4	
250m	20.604	9	20.604	1	250m	20.235	6	20.235
375m	28.008	8			375m	27.726	6	
500m	35.414	7	14.810	2	500m	35.333	6	15.098
625m	42.941	6			625m	43.224	9	
750m	50.731	6	15.317	3	750m	51.500	10	16.167
875m	58.802	7			875m	1:00.256	13	
1000m	1:07.143	7	16.412	4	1000m	1:09.396	15	17.896

Heat 8

24 KOUAME Taky Marie Divine - FRA				Lap	48 JEFFERS Emma Susan - IRL			
Distance	Time	Rank	Lap Time		Distance	Time	Rank	Lap Time
125m	12.598	6			125m	14.230	18	
250m	20.218	5	20.218	1	250m	22.504	18	22.504
375m	27.495	5			375m	30.234	18	
500m	34.808	5	14.590	2	500m	37.817	17	15.313
625m	42.304	4			625m	45.515	17	
750m	50.078	4	15.270	3	750m	53.329	17	15.512
875m	58.206	4			875m	1:01.384	16	
1000m	1:06.835	6	16.757	4	1000m	1:09.640	16	16.311

12-16 February 2025

Women's 1Km Time Trial / 1Km Contre la montre femmes
Qualifying / Qualifications
Race Analysis / Analyse de la course

Heat 9

33 SCHNEIDER Clara - GER					98 BILETSKA Alla - UKR				
Distance	Time	Rank	Lap Time	Lap	Distance	Time	Rank	Lap Time	Lap
125m	12.333	2			125m	13.207	13		
250m	19.883	3	19.883	1	250m	20.927	11	20.927	
375m	27.091	3			375m	28.283	10		
500m	34.312	3	14.429	2	500m	35.701	10	14.774	
625m	41.706	2			625m	43.391	10		
750m	49.362	2	15.050	3	750m	51.482	9	15.781	
875m	57.268	2			875m	59.979	10		
1000m	1:05.479	2	16.117	4	1000m	1:08.881	12	17.399	

Heat 10

112 LYSENKO Alina - RUS					66 van de WOUW Hetty - NED				
Distance	Time	Rank	Lap Time	Lap	Distance	Time	Rank	Lap Time	Lap
125m	12.775	8			125m	12.459	3		
250m	20.585	8	20.585	1	250m	19.874	2	19.874	
375m	27.980	7			375m	26.961	2		
500m	35.419	8	14.834	2	500m	34.011	1	14.137	
625m	43.040	8			625m	41.229	1		
750m	50.968	7	15.549	3	750m	48.705	1	14.694	
875m	59.150	8			875m	56.538	1		
1000m	1:07.696	9	16.728	4	1000m	1:04.729	1	16.024	

12-16 February 2025

Communiqué no. 121 Rectificatif 2

Women's 1Km Time Trial / 1Km Contre la montre femmes
Qualifying / Qualifications
Start List / Liste de départ

Sat 15 Feb 2025 - Race distance: 1000m

World Record	1:04.697 ANDREWS Ellesse	NZL Brisbane (AUS)	14 FEB 2025
---------------------	--------------------------	--------------------	-------------

Heat	Race Number	Name	NAT	Time
1	84	PAVLOVIĆ Marija	SRB	_____
2	45	CREIGHTON Erin Grace	IRL	_____
	90	FERRERES NAVARRO Isabel	ESP	_____
3	53	BERTOLINI Beatrice	ITA	_____
	9	JABORNIKOVA Anna	CZE	_____
4	75	PETRI Paulina	POL	_____
	42	MOIR Margaret Iona	GBR	_____
5	56	FIDANZA Martina	ITA	_____
	101	LOHVINIUK Oleksandra	UKR	_____
6	25	BRAUSSE Franziska	GER	_____
	38	EVANS Neah	GBR	_____
7	5	VANHOVE Marith	BEL	_____
	88	CASAS ROIGE Helena	ESP	_____
8	24	KOUAME Taky Marie Divine	FRA	_____
	48	JEFFERS Emma Susan	IRL	_____
9	33	SCHNEIDER Clara	GER	_____
	98	BILETSKA Alla	UKR	_____
10	112	LYSENKO Alina	AIN	_____
	66	van de WOUW Hetty	NED	_____

Progression rule:

Top 8 riders qualify for final.

12-16 February 2025

Communiqué no. 128

Women's Individual Pursuit / Poursuite individuelle femmes

Final Classification / Classement final

Sat 15 Feb 2025

World Record 4:28.306 MORRIS Anna GBR Heusden-Zolder (BEL) 15 FEB 2025

Rank	Race Number	Name	NAT	1000m	2000m 1000-2000	3000m 2000-3000	Time 3000-4000	Average Speed km/h	
GOLD	1	43 MORRIS Anna	GBR	1:11.578	2:16.146 1:04.568	3:20.682 1:04.536	4:25.874 1:05.192	54.161	WR
SILVER	2	57 GUAZZINI Vittoria	ITA	1:12.982	2:19.851 1:06.869	3:26.563 1:06.712	4:34.098 1:07.535	52.536	
BRONZE	3	30 KROGER Mieke	GER	1:13.277	2:20.139 1:06.862	3:26.210 1:06.071	4:33.451 1:07.241	52.660	
	4	29 KLEIN Lisa	GER	1:13.484	2:22.133 1:08.649	3:30.685 1:08.552	4:39.970 1:09.285	51.434	
	5	65 van BELLE Lisa	NED						
	6	40 LEWIS Tegan Sophie	GBR						
	7	95 LIECHTI Jasmin	SUI						
	8	79 SZCZESNA Martyna	POL						
	9	6 VIERSTRAETE Luca	BEL						
	10	89 ESCALERA M.I.M.	ESP						
	11	93 BURI Fabienne	SUI						
	12	51 ALZINI Martina	ITA						
	13	49 O BRIEN Aoife	IRL						
	14	20 CABOT Elina	FRA						
	15	1 GSCHWENTNER Leila	AUT						
	16	107 BIRUK Karalina	AIN						
	17	105 YAROSHENKO Viktoriia	UKR						

www.uec.ch

Report Created SAT 15 FEB 2025 19:42

Page 1/2



UEC Official Suppliers

12-16 February 2025

Communiqué no. 128

Women's Individual Pursuit / Poursuite individuelle femmes

Final Classification / Classement final

Sat 15 Feb 2025

Rank	Race Number	Name	NAT	1000m	2000m 1000-2000	3000m 2000-3000	Time 3000-4000	Average Speed km/h
18	16	HANSEN Margrethe Anna	DEN					
19	23	DUPIN Melanie	FRA					
	4	JOORIS Febe	BEL				DNS	

LEGEND

DNS Did Not Start **WR** World Record

www.uec.ch

Report Created SAT 15 FEB 2025 19:42

Page 2/2



UEC Official Suppliers

12-16 February 2025

Women's Individual Pursuit / Poursuite individuelle femmes
Finals / Finales
Race Analysis / Analyse de la course

For Gold

43 MORRIS Anna - GBR				Lap	57 GUAZZINI Vittoria - ITA			
Distance	Time	Rank	Lap Time		Distance	Time	Rank	Lap Time
125m	13.918	1			125m	14.561	2	
250m	22.518	1	22.518	1	250m	23.267	2	23.267
375m	30.744	1			375m	31.589	2	
500m	38.912	1	16.394	2	500m	39.841	2	16.574
625m	47.114	1			625m	48.095	2	
750m	55.298	1	16.386	3	750m	56.391	2	16.550
875m	1:03.474	1			875m	1:04.711	2	
1000m	1:11.578	1	16.280	4	1000m	1:12.982	2	16.591
1125m	1:19.704	1			1125m	1:21.329	2	
1250m	1:27.787	1	16.209	5	1250m	1:29.621	2	16.639
1375m	1:35.861	1			1375m	1:37.947	2	
1500m	1:43.897	1	16.110	6	1500m	1:46.315	2	16.694
1625m	1:51.959	1			1625m	1:54.689	2	
1750m	2:00.028	1	16.131	7	1750m	2:03.075	2	16.760
1875m	2:08.095	1			1875m	2:11.501	2	
2000m	2:16.146	1	16.118	8	2000m	2:19.851	2	16.776
2125m	2:24.178	1			2125m	2:28.247	2	
2250m	2:32.241	1	16.095	9	2250m	2:36.607	2	16.756
2375m	2:40.321	1			2375m	2:44.972	2	
2500m	2:48.384	1	16.143	10	2500m	2:53.305	2	16.698
2625m	2:56.463	1			2625m	3:01.673	2	
2750m	3:04.539	1	16.155	11	2750m	3:09.964	2	16.659
2875m	3:12.610	1			2875m	3:18.274	2	
3000m	3:20.682	1	16.143	12	3000m	3:26.563	2	16.599
3125m	3:28.749	1			3125m	3:34.854	2	
3250m	3:36.818	1	16.136	13	3250m	3:43.129	2	16.566
3375m	3:44.904	1			3375m	3:51.483	2	
3500m	3:53.031	1	16.213	14	3500m	3:59.815	2	16.686
3625m	4:01.187	1			3625m	4:08.187	2	
3750m	4:09.365	1	16.334	15	3750m	4:16.609	2	16.794
3875m	4:17.575	1			3875m	4:25.175	2	
4000m	4:25.874	1	16.509	16	4000m	4:34.098	2	17.489

12-16 February 2025

Women's Individual Pursuit / Poursuite individuelle femmes
Finals / Finales
Race Analysis / Analyse de la course

For Bronze

30 KROGER Mieke - GER					29 KLEIN Lisa - GER				
Distance	Time	Rank	Lap Time	Lap	Distance	Time	Rank	Lap Time	
125m	14.189	4			125m	13.900	3		
250m	23.172	4	23.172	1	250m	22.715	3	22.715	
375m	31.757	4			375m	31.210	3		
500m	40.180	4	17.008	2	500m	39.620	3	16.905	
625m	48.482	4			625m	48.054	3		
750m	56.722	4	16.542	3	750m	56.470	3	16.850	
875m	1:04.996	4			875m	1:04.930	3		
1000m	1:13.277	3	16.555	4	1000m	1:13.484	4	17.014	
1125m	1:21.566	3			1125m	1:22.050	4		
1250m	1:29.911	3	16.634	5	1250m	1:30.639	4	17.155	
1375m	1:38.279	3			1375m	1:39.234	4		
1500m	1:46.687	3	16.776	6	1500m	1:47.825	4	17.186	
1625m	1:55.081	3			1625m	1:56.416	4		
1750m	2:03.475	3	16.788	7	1750m	2:05.014	4	17.189	
1875m	2:11.803	3			1875m	2:13.612	4		
2000m	2:20.139	3	16.664	8	2000m	2:22.133	4	17.119	
2125m	2:28.395	3			2125m	2:30.685	4		
2250m	2:36.635	3	16.496	9	2250m	2:39.236	4	17.103	
2375m	2:44.835	3			2375m	2:47.790	4		
2500m	2:53.084	3	16.449	10	2500m	2:56.355	4	17.119	
2625m	3:01.348	3			2625m	3:04.945	4		
2750m	3:09.629	3	16.545	11	2750m	3:13.542	4	17.187	
2875m	3:17.896	3			2875m	3:22.142	4		
3000m	3:26.210	3	16.581	12	3000m	3:30.685	4	17.143	
3125m	3:34.511	3			3125m	3:39.241	4		
3250m	3:42.867	3	16.657	13	3250m	3:47.800	4	17.115	
3375m	3:51.232	3			3375m	3:56.407	4		
3500m	3:59.560	3	16.693	14	3500m	4:05.031	4	17.231	
3625m	4:07.963	3			3625m	4:13.728	4		
3750m	4:16.432	3	16.872	15	3750m	4:22.397	4	17.366	
3875m	4:24.925	3			3875m	4:31.122	4		
4000m	4:33.451	3	17.019	16	4000m	4:39.970	4	17.573	



12-16 February 2025

Communiqué no. 127

Women's Individual Pursuit / Poursuite individuelle femmes
Finals / Finales
Start List / Liste de départ

Sat 15 Feb 2025 - Race distance: 4km

World Record	4:28.306 MORRIS Anna	GBR Heusden-Zolder (BEL)	15 FEB 2025
--------------	----------------------	--------------------------	-------------

Heat	Race Number	Name	NAT	Time
For Bronze	30	KROGER Mieke	GER	_____
	29	KLEIN Lisa	GER	_____
For Gold	43	MORRIS Anna	GBR	_____
	57	GUAZZINI Vittoria	ITA	_____

12-16 February 2025

Communiqué no. 126

Women's Individual Pursuit / Poursuite individuelle femmes
Qualifying / Qualifications
Results / Résultats

Sat 15 Feb 2025 - Race distance: 4km

World Record	4:30.752 BOTHA Bryony	NZL Brisbane (NZL)	12 FEB 2025
--------------	-----------------------	--------------------	-------------

Rank	Race Number	Name	NAT	1000m	2000m 1000-2000	3000m 2000-3000	Time 3000-4000	Average Speed km/h	
1	43	MORRIS Anna	GBR	1:11.275 (1)	2:16.473 (1) 1:05.198 (1)	3:21.802 (1) 1:05.329 (1)	4:28.306 1:06.504 (3)	53.670	WR QG
2	57	GUAZZINI Vittoria	ITA	1:12.504 (2)	2:19.002 (2) 1:06.498 (2)	3:25.223 (2) 1:06.221 (3)	4:31.545 1:06.322 (1)	53.030	QG
3	30	KROGER Mieke	GER	1:13.748 (5)	2:21.036 (3) 1:07.288 (3)	3:27.162 (3) 1:06.126 (2)	4:33.494 1:06.332 (2)	52.652	QB
4	29	KLEIN Lisa	GER	1:13.612 (4)	2:21.921 (5) 1:08.309 (5)	3:29.769 (4) 1:07.848 (4)	4:36.892 1:07.123 (4)	52.006	QB
5	65	van BELLE Lisa	NED	1:14.195 (6)	2:23.556 (6) 1:09.361 (10)	3:32.424 (7) 1:08.868 (7)	4:39.711 1:07.287 (5)	51.482	
6	40	LEWIS Tegan Sophie	GBR	1:15.546 (10)	2:23.823 (7) 1:08.277 (4)	3:32.176 (5) 1:08.353 (5)	4:40.381 1:08.205 (7)	51.359	
7	95	LIECHTI Jasmin	SUI	1:15.523 (9)	2:24.567 (8) 1:09.044 (9)	3:33.663 (8) 1:09.096 (8)	4:41.843 1:08.180 (6)	51.092	
8	79	SZCZESNA Martyna	POL	1:12.988 (3)	2:21.798 (4) 1:08.810 (7)	3:32.332 (6) 1:10.534 (11)	4:43.841 1:11.509 (10)	50.733	
9	6	VIERSTRAETE Luca	BEL	1:15.910 (12)	2:24.684 (9) 1:08.774 (6)	3:34.028 (9) 1:09.344 (9)	4:44.414 1:10.386 (8)	50.630	
10	89	ESCALERA M.I.M.	ESP	1:15.852 (11)	2:25.574 (10) 1:09.722 (11)	3:35.831 (11) 1:10.257 (10)	4:46.382 1:10.551 (9)	50.282	
11	93	BURI Fabienne	SUI	1:16.111 (13)	2:26.543 (11) 1:10.432 (12)	3:37.195 (12) 1:10.652 (12)	4:50.327 1:13.132 (11)	49.599	
12	51	ALZINI Martina	ITA	1:17.727 (17)	2:26.752 (13) 1:09.025 (8)	3:35.275 (10) 1:08.523 (6)	4:51.114 1:15.839 (16)	49.465	
13	49	O BRIEN Aoife	IRL	1:15.266 (8)	2:26.713 (12) 1:11.447 (14)	3:39.610 (13) 1:12.897 (14)	4:53.596 1:13.986 (14)	49.047	
14	20	CABOT Elina	FRA	1:16.961 (15)	2:28.001 (15) 1:11.040 (13)	3:39.896 (14) 1:11.895 (13)	4:53.636 1:13.740 (13)	49.040	
15	1	GSCHWENTNER Leila	AUT	1:16.608 (14)	2:28.468 (16) 1:11.860 (15)	3:41.952 (16) 1:13.484 (15)	4:55.379 1:13.427 (12)	48.751	
16	107	BIRUK Karalina	AIN	1:14.913 (7)	2:27.239 (14) 1:12.326 (16)	3:41.769 (15) 1:14.530 (17)	4:56.397 1:14.628 (15)	48.583	
17	105	YAROSHENKO Viktoriia	UKR	1:18.262 (18)	2:31.891 (18) 1:13.629 (18)	3:46.387 (17) 1:14.496 (16)	5:02.619 1:16.232 (17)	47.585	

www.uec.ch

Report Created SAT 15 FEB 2025 17:00

Page 1/2



UEC Official Suppliers

12-16 February 2025

Communiqué no. 126

Women's Individual Pursuit / Poursuite individuelle femmes
Qualifying / Qualifications
Results / Résultats

Sat 15 Feb 2025 - Race distance: 4km

Rank	Race Number	Name	NAT	1000m	2000m 1000-2000	3000m 2000-3000	Time 3000-4000	Average Speed km/h
18	16	HANSEN Margrethe Anna	DEN	1:18.540 (19)	2:31.761 (17) 1:13.221 (17)	3:48.011 (18) 1:16.250 (18)	5:05.117 1:17.106 (18)	47.195
19	23	DUPIN Melanie	FRA	1:17.032 (16)	2:32.521 (19) 1:15.489 (19)	3:52.154 (19) 1:19.633 (19)	5:10.900 1:18.746 (19)	46.317
	4	JOORIS Febe	BEL				DNS	

Progression rule:

Fastest 2 riders race for Gold, and 3rd and 4th riders race for Bronze.

LEGEND

DNS Did Not Start **QB** Qualified for Bronze **QG** Qualified for Gold **WR** World Record

www.uec.ch

Report Created SAT 15 FEB 2025 17:00

Page 2/2



UEC Official Suppliers

12-16 February 2025

Women's Individual Pursuit / Poursuite individuelle femmes
Qualifying / Qualifications
Race Analysis / Analyse de la course

Heat 1

20 CABOT Elina - FRA				Lap	16 HANSEN Margrethe Anna - DEN			
Distance	Time	Rank	Lap Time		Distance	Time	Rank	Lap Time
125m	14.621	11			125m	16.514	19	
250m	23.877	13	23.877	1	250m	26.657	19	26.657
375m	32.647	13			375m	35.749	19	
500m	41.443	14	17.566	2	500m	44.327	19	17.670
625m	50.271	14			625m	52.832	19	
750m	59.205	16	17.762	3	750m	1:01.306	19	16.979
875m	1:08.057	16			875m	1:09.864	19	
1000m	1:16.961	15	17.756	4	1000m	1:18.540	19	17.234
1125m	1:25.738	15			1125m	1:27.397	19	
1250m	1:34.585	15	17.624	5	1250m	1:36.402	18	17.862
1375m	1:43.390	14			1375m	1:45.482	18	
1500m	1:52.287	14	17.702	6	1500m	1:54.672	18	18.270
1625m	2:01.238	15			1625m	2:03.917	18	
1750m	2:10.192	15	17.905	7	1750m	2:13.169	18	18.497
1875m	2:19.086	15			1875m	2:22.464	17	
2000m	2:28.001	15	17.809	8	2000m	2:31.761	17	18.592
2125m	2:36.903	15			2125m	2:41.110	17	
2250m	2:45.808	15	17.807	9	2250m	2:50.468	18	18.707
2375m	2:54.698	14			2375m	2:59.883	18	
2500m	3:03.703	14	17.895	10	2500m	3:09.369	18	18.901
2625m	3:12.760	14			2625m	3:18.972	18	
2750m	3:21.902	14	18.199	11	2750m	3:28.625	18	19.256
2875m	3:30.900	14			2875m	3:38.313	18	
3000m	3:39.896	14	17.994	12	3000m	3:48.011	18	19.386
3125m	3:48.801	13			3125m	3:57.918	18	
3250m	3:57.775	13	17.879	13	3250m	4:07.609	18	19.598
3375m	4:06.773	13			3375m	4:17.209	18	
3500m	4:15.946	13	18.171	14	3500m	4:26.771	18	19.162
3625m	4:25.244	13			3625m	4:36.325	18	
3750m	4:34.730	13	18.784	15	3750m	4:45.930	18	19.159
3875m	4:44.183	14			3875m	4:55.524	18	
4000m	4:53.636	14	18.906	16	4000m	5:05.117	18	19.187

12-16 February 2025

Women's Individual Pursuit / Poursuite individuelle femmes
Qualifying / Qualifications
Race Analysis / Analyse de la course

Heat 2

49 O BRIEN Aoife - IRL				Lap	65 van BELLE Lisa - NED			
Distance	Time	Rank	Lap Time		Distance	Time	Rank	Lap Time
125m	14.671	12			125m	13.977	4	
250m	23.573	11	23.573	1	250m	22.735	3	22.735
375m	32.098	10			375m	31.241	3	
500m	40.587	8	17.014	2	500m	39.670	4	16.935
625m	49.123	8			625m	48.199	5	
750m	57.723	8	17.136	3	750m	56.831	5	17.161
875m	1:06.445	8			875m	1:05.507	6	
1000m	1:15.266	8	17.543	4	1000m	1:14.195	6	17.364
1125m	1:24.153	9			1125m	1:22.943	6	
1250m	1:33.102	11	17.836	5	1250m	1:31.606	6	17.411
1375m	1:42.020	12			1375m	1:40.246	6	
1500m	1:51.014	12	17.912	6	1500m	1:48.833	6	17.227
1625m	2:00.002	12			1625m	1:57.471	6	
1750m	2:08.888	11	17.874	7	1750m	2:06.100	6	17.267
1875m	2:17.744	12			1875m	2:14.813	6	
2000m	2:26.713	12	17.825	8	2000m	2:23.556	6	17.456
2125m	2:35.752	13			2125m	2:32.273	7	
2250m	2:44.845	13	18.132	9	2250m	2:40.900	7	17.344
2375m	2:53.927	13			2375m	2:49.609	7	
2500m	3:03.033	13	18.188	10	2500m	2:58.247	7	17.347
2625m	3:12.107	13			2625m	3:06.861	7	
2750m	3:21.219	13	18.186	11	2750m	3:15.407	7	17.160
2875m	3:30.370	13			2875m	3:23.935	7	
3000m	3:39.610	13	18.391	12	3000m	3:32.424	7	17.017
3125m	3:48.839	14			3125m	3:40.804	6	
3250m	3:58.094	14	18.484	13	3250m	3:49.136	5	16.712
3375m	4:07.198	14			3375m	3:57.681	5	
3500m	4:16.340	14	18.246	14	3500m	4:06.006	5	16.870
3625m	4:25.473	14			3625m	4:14.323	5	
3750m	4:34.780	14	18.440	15	3750m	4:22.701	5	16.695
3875m	4:44.128	13			3875m	4:31.169	5	
4000m	4:53.596	13	18.816	16	4000m	4:39.711	5	17.010

www.uec.ch

Report Created SAT 15 FEB 2025 17:04

Page 2/10



UEC Official Suppliers

12-16 February 2025

Women's Individual Pursuit / Poursuite individuelle femmes
Qualifying / Qualifications
Race Analysis / Analyse de la course

Heat 3

23 DUPIN Melanie - FRA				Lap	4 JOORIS Febe - BEL			
Distance	Time	Rank	Lap Time		Distance	Time	Rank	Lap Time
125m	13.786	1			125m	DNS		
250m	22.931	4	22.931	1	250m			
375m	31.801	7			375m			
500m	40.799	10	17.868	2	500m			
625m	49.841	13			625m			
750m	58.897	14	18.098	3	750m			
875m	1:07.918	15			875m			
1000m	1:17.032	16	18.135	4	1000m			
1125m	1:26.168	16			1125m			
1250m	1:35.405	17	18.373	5	1250m			
1375m	1:44.711	17			1375m			
1500m	1:54.138	17	18.733	6	1500m			
1625m	2:03.608	17			1625m			
1750m	2:13.153	17	19.015	7	1750m			
1875m	2:22.697	19			1875m			
2000m	2:32.521	19	19.368	8	2000m			
2125m	2:42.380	19			2125m			
2250m	2:52.374	19	19.853	9	2250m			
2375m	3:02.306	19			2375m			
2500m	3:12.280	19	19.906	10	2500m			
2625m	3:22.234	19			2625m			
2750m	3:32.258	19	19.978	11	2750m			
2875m	3:42.231	19			2875m			
3000m	3:52.154	19	19.896	12	3000m			
3125m	4:02.010	19			3125m			
3250m	4:11.759	19	19.605	13	3250m			
3375m	4:21.523	19			3375m			
3500m	4:31.393	19	19.634	14	3500m			
3625m	4:41.224	19			3625m			
3750m	4:51.129	19	19.736	15	3750m			
3875m	5:00.943	19			3875m			
4000m	5:10.900	19	19.771	16	4000m			

12-16 February 2025

Women's Individual Pursuit / Poursuite individuelle femmes
Qualifying / Qualifications
Race Analysis / Analyse de la course

Heat 4

95 LIECHTI Jasmin - SUI				Lap	1 GSCHWENTNER Leila - AUT			
Distance	Time	Rank	Lap Time		Distance	Time	Rank	Lap Time
125m	14.825	13			125m	15.141	16	
250m	23.855	12	23.855	1	250m	24.407	16	24.407
375m	32.408	12			375m	33.134	16	
500m	40.925	11	17.070	2	500m	41.699	15	17.292
625m	49.493	9			625m	50.311	15	
750m	58.178	9	17.253	3	750m	58.994	15	17.295
875m	1:06.870	9			875m	1:07.750	14	
1000m	1:15.523	9	17.345	4	1000m	1:16.608	14	17.614
1125m	1:24.124	8			1125m	1:25.496	14	
1250m	1:32.708	7	17.185	5	1250m	1:34.487	14	17.879
1375m	1:41.354	7			1375m	1:43.427	15	
1500m	1:50.041	8	17.333	6	1500m	1:52.389	15	17.902
1625m	1:58.650	8			1625m	2:01.408	16	
1750m	2:07.227	8	17.186	7	1750m	2:10.456	16	18.067
1875m	2:15.888	8			1875m	2:19.459	16	
2000m	2:24.567	8	17.340	8	2000m	2:28.468	16	18.012
2125m	2:33.240	8			2125m	2:37.560	16	
2250m	2:41.933	8	17.366	9	2250m	2:46.686	16	18.218
2375m	2:50.620	9			2375m	2:55.841	16	
2500m	2:59.302	9	17.369	10	2500m	3:05.004	16	18.318
2625m	3:07.909	9			2625m	3:14.204	16	
2750m	3:16.519	8	17.217	11	2750m	3:23.437	16	18.433
2875m	3:25.124	8			2875m	3:32.705	16	
3000m	3:33.663	8	17.144	12	3000m	3:41.952	16	18.515
3125m	3:42.179	8			3125m	3:51.263	16	
3250m	3:50.863	8	17.200	13	3250m	4:00.383	15	18.431
3375m	3:59.298	8			3375m	4:09.503	15	
3500m	4:07.769	7	16.906	14	3500m	4:18.674	15	18.291
3625m	4:16.295	7			3625m	4:27.829	15	
3750m	4:24.817	7	17.048	15	3750m	4:36.964	15	18.290
3875m	4:33.322	7			3875m	4:46.181	15	
4000m	4:41.843	7	17.026	16	4000m	4:55.379	15	18.415

12-16 February 2025

Women's Individual Pursuit / Poursuite individuelle femmes
Qualifying / Qualifications
Race Analysis / Analyse de la course

Heat 5

107 BIRUK Karalina - BLR				Lap	89 ESCALERA M.I.M. - ESP			
Distance	Time	Rank	Lap Time		Distance	Time	Rank	Lap Time
125m	14.413	8			125m	14.223	6	
250m	23.316	9	23.316	1	250m	23.216	7	23.216
375m	31.790	6			375m	31.958	9	
500m	40.242	6	16.926	2	500m	40.733	9	17.517
625m	48.726	7			625m	49.539	10	
750m	57.348	7	17.106	3	750m	58.344	11	17.611
875m	1:06.068	7			875m	1:07.124	11	
1000m	1:14.913	7	17.565	4	1000m	1:15.852	11	17.508
1125m	1:23.770	7			1125m	1:24.541	12	
1250m	1:32.720	8	17.807	5	1250m	1:33.245	12	17.393
1375m	1:41.706	9			1375m	1:41.948	11	
1500m	1:50.725	11	18.005	6	1500m	1:50.637	10	17.392
1625m	1:59.782	11			1625m	1:59.360	10	
1750m	2:08.922	12	18.197	7	1750m	2:08.084	10	17.447
1875m	2:18.068	13			1875m	2:16.816	10	
2000m	2:27.239	14	18.317	8	2000m	2:25.574	10	17.490
2125m	2:36.437	14			2125m	2:34.344	10	
2250m	2:45.716	14	18.477	9	2250m	2:43.128	10	17.554
2375m	2:55.018	15			2375m	2:51.931	10	
2500m	3:04.342	15	18.626	10	2500m	3:00.682	10	17.554
2625m	3:13.672	15			2625m	3:09.491	11	
2750m	3:23.066	15	18.724	11	2750m	3:18.280	11	17.598
2875m	3:32.386	15			2875m	3:27.066	11	
3000m	3:41.769	15	18.703	12	3000m	3:35.831	11	17.551
3125m	3:51.138	15			3125m	3:44.664	11	
3250m	4:00.578	16	18.809	13	3250m	3:53.474	11	17.643
3375m	4:09.957	16			3375m	4:02.311	11	
3500m	4:19.387	16	18.809	14	3500m	4:11.109	11	17.635
3625m	4:28.786	16			3625m	4:19.881	11	
3750m	4:38.130	16	18.743	15	3750m	4:28.768	10	17.659
3875m	4:47.210	16			3875m	4:37.560	10	
4000m	4:56.397	16	18.267	16	4000m	4:46.382	10	17.614

12-16 February 2025

Women's Individual Pursuit / Poursuite individuelle femmes
Qualifying / Qualifications
Race Analysis / Analyse de la course

Heat 6

93 BURI Fabienne - SUI				Lap	6 VIERSTRAETE Luca - BEL			
Distance	Time	Rank	Lap Time		Distance	Time	Rank	Lap Time
125m	14.393	7			125m	15.229	18	
250m	23.513	10	23.513	1	250m	24.534	18	24.534
375m	32.197	11			375m	33.302	17	
500m	40.935	12	17.422	2	500m	41.866	16	17.332
625m	49.634	11			625m	50.364	16	
750m	58.458	12	17.523	3	750m	58.835	13	16.969
875m	1:07.206	12			875m	1:07.346	13	
1000m	1:16.111	13	17.653	4	1000m	1:15.910	12	17.075
1125m	1:24.897	13			1125m	1:24.488	11	
1250m	1:33.753	13	17.642	5	1250m	1:33.095	10	17.185
1375m	1:42.506	13			1375m	1:41.725	10	
1500m	1:51.316	13	17.563	6	1500m	1:50.299	9	17.204
1625m	2:00.055	13			1625m	1:58.912	9	
1750m	2:08.932	13	17.616	7	1750m	2:07.493	9	17.194
1875m	2:17.703	11			1875m	2:16.092	9	
2000m	2:26.543	11	17.611	8	2000m	2:24.684	9	17.191
2125m	2:35.309	12			2125m	2:33.321	9	
2250m	2:44.178	12	17.635	9	2250m	2:41.941	9	17.257
2375m	2:52.966	12			2375m	2:50.582	8	
2500m	3:01.794	12	17.616	10	2500m	2:59.202	8	17.261
2625m	3:10.569	12			2625m	3:07.880	8	
2750m	3:19.459	12	17.665	11	2750m	3:16.542	9	17.340
2875m	3:28.257	12			2875m	3:25.271	9	
3000m	3:37.195	12	17.736	12	3000m	3:34.028	9	17.486
3125m	3:46.048	12			3125m	3:42.832	9	
3250m	3:55.043	12	17.848	13	3250m	3:51.607	9	17.579
3375m	4:04.021	12			3375m	4:00.426	9	
3500m	4:13.185	12	18.142	14	3500m	4:09.244	10	17.637
3625m	4:22.334	12			3625m	4:18.053	9	
3750m	4:31.659	12	18.474	15	3750m	4:26.817	9	17.573
3875m	4:40.949	11			3875m	4:35.623	9	
4000m	4:50.327	11	18.668	16	4000m	4:44.414	9	17.597

12-16 February 2025

Women's Individual Pursuit / Poursuite individuelle femmes
Qualifying / Qualifications
Race Analysis / Analyse de la course

Heat 7

29 KLEIN Lisa - GER					79 SZCZESNA Martyna - POL				
Distance	Time	Rank	Lap Time	Lap	Distance	Time	Rank	Lap Time	
125m	13.878	3			125m	14.555	10		
250m	22.734	2	22.734	1	250m	23.286	8	23.286	
375m	31.189	2			375m	31.524	5		
500m	39.635	3	16.901	2	500m	39.718	5	16.432	
625m	48.066	4			625m	47.911	3		
750m	56.566	4	16.931	3	750m	56.214	3	16.496	
875m	1:05.061	4			875m	1:04.548	3		
1000m	1:13.612	4	17.046	4	1000m	1:12.988	3	16.774	
1125m	1:22.151	5			1125m	1:21.469	3		
1250m	1:30.741	5	17.129	5	1250m	1:30.041	3	17.053	
1375m	1:39.327	5			1375m	1:38.657	3		
1500m	1:47.926	5	17.185	6	1500m	1:47.254	3	17.213	
1625m	1:56.464	5			1625m	1:55.873	3		
1750m	2:04.990	5	17.064	7	1750m	2:04.506	4	17.252	
1875m	2:13.447	5			1875m	2:13.162	4		
2000m	2:21.921	5	16.931	8	2000m	2:21.798	4	17.292	
2125m	2:30.381	4			2125m	2:30.531	5		
2250m	2:38.878	4	16.957	9	2250m	2:39.250	5	17.452	
2375m	2:47.324	4			2375m	2:47.967	5		
2500m	2:55.835	4	16.957	10	2500m	2:56.737	5	17.487	
2625m	3:04.341	4			2625m	3:05.628	5		
2750m	3:12.831	4	16.996	11	2750m	3:14.571	5	17.834	
2875m	3:21.293	4			2875m	3:23.477	5		
3000m	3:29.769	4	16.938	12	3000m	3:32.332	6	17.761	
3125m	3:38.210	4			3125m	3:41.303	7		
3250m	3:46.694	4	16.925	13	3250m	3:50.261	7	17.929	
3375m	3:55.173	4			3375m	3:59.222	7		
3500m	4:03.625	4	16.931	14	3500m	4:08.264	8	18.003	
3625m	4:12.020	4			3625m	4:17.257	8		
3750m	4:20.362	4	16.737	15	3750m	4:26.120	8	17.856	
3875m	4:28.607	4			3875m	4:34.993	8		
4000m	4:36.892	4	16.530	16	4000m	4:43.841	8	17.721	

www.uec.ch

Report Created SAT 15 FEB 2025 17:04

Page 7/10



UEC Official Suppliers

12-16 February 2025

Women's Individual Pursuit / Poursuite individuelle femmes
Qualifying / Qualifications
Race Analysis / Analyse de la course

Heat 8

30 KROGER Mieke - GER					51 ALZINI Martina - ITA				
Distance	Time	Rank	Lap Time	Lap	Distance	Time	Rank	Lap Time	
125m	14.140	5			125m	14.872	14		
250m	23.203	5	23.203	1	250m	24.193	14	24.193	
375m	31.828	8			375m	33.128	15		
500m	40.304	7	17.101	2	500m	42.055	17	17.862	
625m	48.699	6			625m	51.005	17		
750m	57.058	6	16.754	3	750m	59.897	17	17.842	
875m	1:05.376	5			875m	1:08.823	17		
1000m	1:13.748	5	16.690	4	1000m	1:17.727	17	17.830	
1125m	1:22.141	4			1125m	1:26.524	17		
1250m	1:30.594	4	16.846	5	1250m	1:35.270	16	17.543	
1375m	1:39.025	4			1375m	1:43.941	16		
1500m	1:47.459	4	16.865	6	1500m	1:52.561	16	17.291	
1625m	1:55.874	4			1625m	2:01.105	14		
1750m	2:04.228	3	16.769	7	1750m	2:09.677	14	17.116	
1875m	2:12.629	3			1875m	2:18.224	14		
2000m	2:21.036	3	16.808	8	2000m	2:26.752	13	17.075	
2125m	2:29.411	3			2125m	2:35.270	11		
2250m	2:37.747	3	16.711	9	2250m	2:43.784	11	17.032	
2375m	2:46.039	3			2375m	2:52.327	11		
2500m	2:54.355	3	16.608	10	2500m	3:00.893	11	17.109	
2625m	3:02.594	3			2625m	3:09.479	10		
2750m	3:10.811	3	16.456	11	2750m	3:18.051	10	17.158	
2875m	3:19.004	3			2875m	3:26.632	10		
3000m	3:27.162	3	16.351	12	3000m	3:35.275	10	17.224	
3125m	3:35.369	3			3125m	3:44.001	10		
3250m	3:43.862	3	16.700	13	3250m	3:52.400	10	17.125	
3375m	3:52.091	3			3375m	4:00.706	10		
3500m	4:00.349	3	16.487	14	3500m	4:09.235	9	16.835	
3625m	4:08.608	3			3625m	4:19.469	10		
3750m	4:16.926	3	16.577	15	3750m	4:30.846	11	21.611	
3875m	4:25.225	3			3875m	4:41.168	12		
4000m	4:33.494	3	16.568	16	4000m	4:51.114	12	20.268	

www.uec.ch

Report Created SAT 15 FEB 2025 17:04

Page 8/10



UEC Official Suppliers

12-16 February 2025

Women's Individual Pursuit / Poursuite individuelle femmes
Qualifying / Qualifications
Race Analysis / Analyse de la course

Heat 9

40 LEWIS Tegan Sophie - GBR				Lap	105 YAROSHENKO Viktoriia - UKR			
Distance	Time	Rank	Lap Time		Distance	Time	Rank	Lap Time
125m	15.147	17			125m	15.109	15	
250m	24.213	15	24.213	1	250m	24.449	17	24.449
375m	32.796	14			375m	33.500	18	
500m	41.311	13	17.098	2	500m	42.423	18	17.974
625m	49.782	12			625m	51.321	18	
750m	58.282	10	16.971	3	750m	1:00.233	18	17.810
875m	1:06.878	10			875m	1:09.222	18	
1000m	1:15.546	10	17.264	4	1000m	1:18.262	18	18.029
1125m	1:24.242	10			1125m	1:27.349	18	
1250m	1:32.898	9	17.352	5	1250m	1:36.428	19	18.166
1375m	1:41.475	8			1375m	1:45.572	19	
1500m	1:49.992	7	17.094	6	1500m	1:54.812	19	18.384
1625m	1:58.452	7			1625m	2:04.071	19	
1750m	2:06.885	7	16.893	7	1750m	2:13.379	19	18.567
1875m	2:15.330	7			1875m	2:22.637	18	
2000m	2:23.823	7	16.938	8	2000m	2:31.891	18	18.512
2125m	2:32.232	6			2125m	2:41.207	18	
2250m	2:40.771	6	16.948	9	2250m	2:50.385	17	18.494
2375m	2:49.224	6			2375m	2:59.546	17	
2500m	2:57.748	6	16.977	10	2500m	3:08.768	17	18.383
2625m	3:06.328	6			2625m	3:18.063	17	
2750m	3:14.935	6	17.187	11	2750m	3:27.428	17	18.660
2875m	3:23.575	6			2875m	3:36.874	17	
3000m	3:32.176	5	17.241	12	3000m	3:46.387	17	18.959
3125m	3:40.702	5			3125m	3:55.972	17	
3250m	3:49.215	6	17.039	13	3250m	4:05.586	17	19.199
3375m	3:57.710	6			3375m	4:15.165	17	
3500m	4:06.208	6	16.993	14	3500m	4:24.735	17	19.149
3625m	4:14.700	6			3625m	4:34.304	17	
3750m	4:23.257	6	17.049	15	3750m	4:43.691	17	18.956
3875m	4:31.765	6			3875m	4:53.192	17	
4000m	4:40.381	6	17.124	16	4000m	5:02.619	17	18.928

www.uec.ch

Report Created SAT 15 FEB 2025 17:04

Page 9/10



UEC Official Suppliers

12-16 February 2025

Women's Individual Pursuit / Poursuite individuelle femmes
Qualifying / Qualifications
Race Analysis / Analyse de la course

Heat 10

43 MORRIS Anna - GBR					57 GUAZZINI Vittoria - ITA				
Distance	Time	Rank	Lap Time	Lap	Distance	Time	Rank	Lap Time	
125m	13.871	2			125m	14.528	9		
250m	22.347	1	22.347	1	250m	23.212	6	23.212	
375m	30.551	1			375m	31.458	4		
500m	38.688	1	16.341	2	500m	39.611	2	16.399	
625m	46.782	1			625m	47.783	2		
750m	54.902	1	16.214	3	750m	55.993	2	16.382	
875m	1:03.091	1			875m	1:04.263	2		
1000m	1:11.275	1	16.373	4	1000m	1:12.504	2	16.511	
1125m	1:19.436	1			1125m	1:20.775	2		
1250m	1:27.560	1	16.285	5	1250m	1:29.048	2	16.544	
1375m	1:35.657	1			1375m	1:37.330	2		
1500m	1:43.780	1	16.220	6	1500m	1:45.639	2	16.591	
1625m	1:51.971	1			1625m	1:53.970	2		
1750m	2:00.139	1	16.359	7	1750m	2:02.309	2	16.670	
1875m	2:08.304	1			1875m	2:10.642	2		
2000m	2:16.473	1	16.334	8	2000m	2:19.002	2	16.693	
2125m	2:24.620	1			2125m	2:27.352	2		
2250m	2:32.758	1	16.285	9	2250m	2:35.675	2	16.673	
2375m	2:40.933	1			2375m	2:44.025	2		
2500m	2:49.115	1	16.357	10	2500m	2:52.318	2	16.643	
2625m	2:57.263	1			2625m	3:00.588	2		
2750m	3:05.439	1	16.324	11	2750m	3:08.816	2	16.498	
2875m	3:13.611	1			2875m	3:17.038	2		
3000m	3:21.802	1	16.363	12	3000m	3:25.223	2	16.407	
3125m	3:30.007	1			3125m	3:33.465	2		
3250m	3:38.220	1	16.418	13	3250m	3:41.746	2	16.523	
3375m	3:46.440	1			3375m	3:50.054	2		
3500m	3:54.705	1	16.485	14	3500m	3:58.353	2	16.607	
3625m	4:03.016	1			3625m	4:06.654	2		
3750m	4:11.375	1	16.670	15	3750m	4:14.965	2	16.612	
3875m	4:19.785	1			3875m	4:23.267	2		
4000m	4:28.306	1	16.931	16	4000m	4:31.545	2	16.580	

LEGEND

DNS Did Not Start

12-16 February 2025

Communiqué no. 125 Rectificatif 1

Women's Individual Pursuit / Poursuite individuelle femmes
Qualifying / Qualifications
Start List / Liste de départ

Sat 15 Feb 2025 - Race distance: 4km

World Record	4:30.752 BOTHA Bryony	NZL Brisbane (NZL)	12 FEB 2025
---------------------	-----------------------	--------------------	-------------

Heat	Race Number	Name	NAT	Time
1	20	CABOT Elina	FRA	_____
	16	HANSEN Margrethe Anna	DEN	_____
2	49	O BRIEN Aoife	IRL	_____
	65	van BELLE Lisa	NED	_____
3	23	DUPIN Melanie	FRA	_____
	4	JOORIS Febe	BEL	_____
4	95	LIECHTI Jasmin	SUI	_____
	1	GSCHWENTNER Leila	AUT	_____
5	107	BIRUK Karalina	AIN	_____
	89	ESCALERA Maria Isabella Maria	ESP	_____
6	93	BURI Fabienne	SUI	_____
	6	VIERSTRAETE Luca	BEL	_____
7	29	KLEIN Lisa	GER	_____
	79	SZCZESNA Martyna	POL	_____
8	30	KROGER Mieke	GER	_____
	51	ALZINI Martina	ITA	_____
9	40	LEWIS Tegan Sophie	GBR	_____
	105	YAROSHENKO Viktoriia	UKR	_____
10	43	MORRIS Anna	GBR	_____
	57	GUAZZINI Vittoria	ITA	_____

Progression rule:

Fastest 2 riders race for Gold, and 3rd and 4th riders race for Bronze.

12-16 February 2025

Communiqué no. 108

Women's Elimination Race / Course par élimination femmes

Results / Résultats

Thu 13 Feb 2025

Elapsed time: **16:05**

Average Speed: **56.891km/h**

Rank	Race Number	Name	NAT
GOLD	46	GILLESPIE Lara	IRL
SILVER	3	HESTERS Helene	BEL
BRONZE	65	van BELLE Lisa	NED
4	94	LEU Lorena	SUI
5	71	STENBERG Anita Yvonne	NOR
6	52	BAIMA Anita	ITA
7	21	CHEREAU Clemence	FRA
8	35	TEUTENBERG Lea Lin	GER
9	38	EVANS Neah	GBR
10	80	TRACKA Maja	POL
11	16	HANSEN Margrethe Anna	DEN
12	12	NĚMCOVA Barbora	CZE
13	83	MARTINS Maria	POR
14	85	BAČIKOVA Alžbeta	SVK
15	87	ANGUELA YAGUEZ Eva	ESP
16	60	GEDRAITYTĖ Akvilė	LTU
17	106	YASHCHENKO Tetiana	UKR
18	109	VALGONEN Valeria	AIN
19	107	BIRUK Karalina	AIN
20	84	PAVLOVIĆ Marija	SRB

No. 38 EVANS Neah (GBR)

Has been relegated for entering the sprinter's lane when the opponent was already there.

A été déclassé(e) pour être entré dans le couloir des sprinters alors que son adversaire s'y trouvait déjà.

12-16 February 2025

Communiqué no. 107

Women's Elimination Race / Course par élimination femmes

Start List / Liste de départ

Thu 13 Feb 2025

Race Number	Name	NAT
At the fence		
71	STENBERG Anita Yvonne	NOR
83	MARTINS Maria	POR
35	TEUTENBERG Lea Lin	GER
38	EVANS Neah	GBR
94	LEU Lorena	SUI
106	YASHCHENKO Tetiana	UKR
65	van BELLE Lisa	NED
3	HESTERS Helene	BEL
16	HANSEN Margrethe Anna	DEN
84	PAVLOVIĆ Marija	SRB
At the blue band		
46	GILLESPIE Lara	IRL
85	BAČIKOVA Alžbeta	SVK
80	TRACKA Maja	POL
60	GEDRAITYTĖ Akvile	LTU
21	CHEREAU Clemence	FRA
87	ANGUELA YAGUEZ Eva	ESP
12	NĚMCOVA Barbora	CZE
52	BAIMA Anita	ITA
109	VALGONEN Valeria	AIN
107	BIRUK Karalina	AIN